


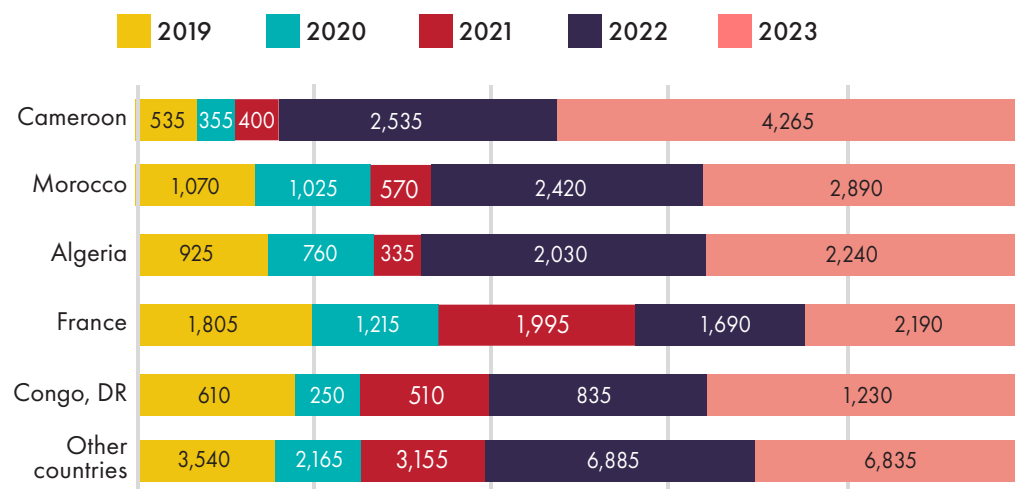
DASHBOARD ON FRANCOPHONE IMMIGRATION OUTSIDE QUEBEC – 2023



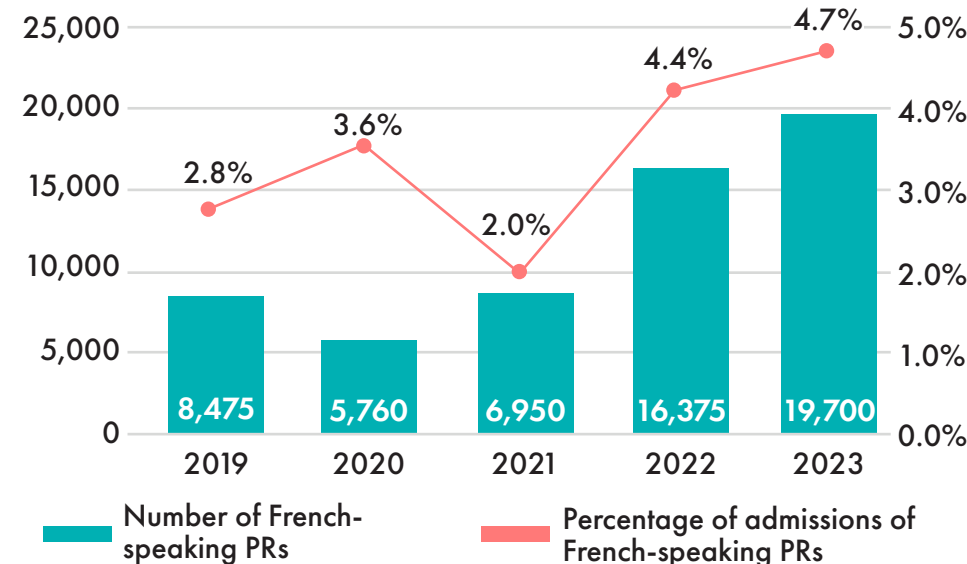
In 2023, 81.3% of Francophone admissions outside Quebec were citizens of African and Middle Eastern countries, and only 12.9% were citizens of European countries.



Top 5 countries of citizenship of French-speaking immigrants (in 2023)



Evolution of the number and percentage of French-speaking permanent residents (PRs) admitted to Canada outside Quebec (2019 to 2023)



In 2023, the Government of Canada exceeded its admission target of 4.4%, with more than 4.7% of French-speaking PRs among all PRs admitted to Canada outside Quebec.

In 2023, the trend observed in 2022 and 2021 persisted: the number of French-speaking PRs who chose Ottawa as their destination surpassed those who chose Toronto.



Permanent Residents Admitted Outside Quebec (2023)

Economic	15,655
Sponsorship of a family member	1,850
Resettled refugees and protected persons	1,935
Other categories of immigrants	260
Total	19,700

Economic Class in 2023	
Agri-Food Pilot	10
Atlantic Immigration Pilot Program	10
Atlantic immigration programs	80
Canadian experience class	1,445
Home Child-Care Provider Pilot and Home Support Worker Pilot	10
Rural and Northern Immigration Pilot	30
Federal Skilled Trades Program	—
Federal Skilled Worker Program	7,685
Temporary residence to permanent residence pathways	1,565
Business immigration programs	15

Provincial Nominee Program	4,805
Economic Total	15,655

Provincial Nominee Program	Numbers in 2023
Newfoundland and Labrador	30
Prince Edward Island	30
Nova Scotia	245
New Brunswick	2,060
Ontario	1,050
Manitoba	660
Saskatchewan	275
Alberta	370
British Columbia	60
Yukon	25
Northwest Territories	—
Total	4,805

For more information, please consult the IRCC dataset on the [Government of Canada Open Portal](#).

Sources: IRCC, statistics on temporary and permanent residents, February 29, 2024

It should be noted that the data are preliminary estimates and are therefore subject to change.

Values between 0 and 5 are shown as “—”. This is done to prevent individuals from being identified when IRCC data is compiled and compared to other publicly available statistics. All other values are rounded to the closest multiple of 5 for the same reason.

DID YOU KNOW?

Promotion of Francophone immigration abroad

- In 2023, **285** events to promote Francophone immigration outside Quebec
- 19th edition of Destination Canada Mobility Forum in Paris, France, and Rabat, Morocco, in hybrid format:
 - 126,000** requests for participation from more than 150 countries
 - 15,000** candidates invited to participate in person or online
 - 21** conferences and workshops
 - 150** exhibitors
 - 935** job offers, representing more than **4,000** positions to fill
- Salon Afrique-Canada Immigration et Investissement** on October 12, 13 and 14, 2023 in Abidjan, Ivory Coast
- IRCC Dakar information session for participants

Promotion of Francophone immigration in Canada

- In 2023, more than **650** events promoting Francophone immigration across Canada outside Quebec)
- Nearly **200** specifically targeting Francophone minority communities, Francophone economic development organizations, foreign students, and employer groups seeking to hire Francophone workers
- The 2023 Liaison Tour, organized by RDÉE in partnership with IRCC, bringing together more than **110** employers and community stakeholders in Alberta, British Columbia and Nova Scotia, and allowing discussions on Francophone immigration tools and programs

Francophone Integration Pathway

- One of the major priorities of the call for proposals for 2024 is to strengthen the Francophone integration pathway. A strong French-speaking lens has been applied.
- The renewal and expansion of the Welcoming Francophone Communities initiative includes up to 10 new participating communities.
- The percentage of French-speaking newcomers served by Francophone service providers continued to rise: **62.3%** in 2023, compared with **60.9%** the previous year.

Francophone Mobility

Evolution of the approval rate for work permits in 2023 by province and territory

Province or territory of destination	Processed	Approved
Alberta	595	335
British Columbia	360	235
Manitoba	95	65
New Brunswick	320	270
Newfoundland and Labrador	20	15
Northwest Territories	25	15
Nova Scotia	40	30
Nunavut	10	5
Ontario	565	340
Prince Edward Island	30	20
Saskatchewan	25	15
Yukon	5	5

Francophone admissions through Express Entry by province and territory

Province and territory	Number	% (compared to total in Canada)
Alberta	1,125	10%
British Columbia	620	5%
Manitoba	410	3%
New Brunswick	910	8%
Newfoundland and Labrador	15	< 1%
Northwest Territories	20	< 1%
Nova Scotia	315	3%
Nunavut	—	< 1%
Ontario	8,035	68%
Prince Edward Island	40	< 1%
Saskatchewan	340	2%
Yukon	35	< 1%
Total	11,740	

Language training

- In 2023, IRCC continued to provide adult newcomers with opportunities to improve their language skills to successfully participate in Canadian society.
- In 2022–2023, more than **100,000** clients benefited from language training services from over **200** service providers.
- In April 2023, the Government of Canada announced the renewal of the Action Plan for Official Languages, including funding for language training services tailored to the needs of French-speaking newcomers settling in Francophone minority communities.