



Canada Disability Savings Program

2022 Key Statistics



Canada Disability Savings Program: 2022 Key Statistics

Large print, braille, MP3 (audio), e-text and DAISY formats are available on demand by [ordering online](#) or calling 1 800 O-Canada (1-800-622-6232). If you use a teletypewriter (TTY), call 1-800-926-9105.

© His Majesty the King in Right of Canada, 2024

For information regarding reproduction rights: droitdauteur.copyright@HRSDC-RHDCC.gc.ca.

PDF

Cat. No.: Em9-5E-PDF

ISSN: 2560-9378



Table of Contents

Introduction	1
1. RDSP take-up rate	1
2. Number of RDSP beneficiaries	3
2.1 Cumulative number of RDSP beneficiaries	3
2.2 Number of beneficiaries with active RDSPs as of December 31, 2022	4
2.3 Number of new RDSP beneficiaries registered in 2022	4
3. CDSP financial summary	5
3.1 Cumulative total amount of CDSB issued	5
3.2 Cumulative total amount of CDSG issued	5
3.3 Cumulative total amount of contributions	6
3.4 Total RDSP assets	6
Appendix A: List of abbreviations	7



Introduction

The Canada Disability Savings Program (CDSP) comprises the Registered Disability Savings Plan (RDSP), the Canada Disability Savings Bond (CDSB), and the Canada Disability Savings Grant (CDSG). The program supports persons with disabilities approved for the Disability Tax Credit (DTC) to save for the future.

Limited program results including the take-up rate and beneficiary numbers have been made available on an annual basis. However, detailed CDSP statistics have not been published since the 2017 statistical review. The current report presents a summary of the 2022 CDSP annual statistics¹. These include the RDSP take-up rates, the number of RDSP beneficiaries, and the values of CDSB, CDSG, contributions, and total assets. This overview also provides the national RDSP take-up rate of the past ten years. Starting in 2024, the program will release comprehensive CDSP statistics on an annual basis, sharing reports and open data for the preceding calendar years, including retroactive information.

1. RDSP take-up rate

The **RDSP take-up rate** is a percentage of DTC-approved individuals, aged 0-49, that have an RDSP as of the end of the year. As of December 31, 2022, the national RDSP take-up rate was 36.3%. Table 1 includes the reported national RDSP take-up rates of the past ten years. Table 2, Figure 1, and Figure 2 provide information on the 2022 RDSP take-up rate by geography, by age groups, and by gender.²

Table 1: Historical RDSP take-up rate, Canada

Year	2013	2014	2015	2016	2017	2018	2019	2020	2021	2022
RDSP take-up rate (%)	16.4	22.1	24.3	29.0	31.2	33.7	34.7	35.1	36.7	36.3

¹ The annual statistics in this report are calculated as of November 2023, and refer to effective dates up to December 31, 2022.

² Changes to the methodology for calculating RDSP take-up rate were introduced, beginning in 2022. As such, comparisons with any previously reported results should be made with caution.

Table 2: RDSP take-up rate by geography, 2022

Geography	Take-up rate (%)
Canada	36.3
Newfoundland and Labrador	25.7
Prince Edward Island	32.0
Nova Scotia	28.3
New Brunswick	24.0
Quebec	35.6
Ontario	37.2
Manitoba	33.2
Saskatchewan	34.0
Alberta	35.4
British Columbia	42.7
Yukon	28.4
Northwest Territories	21.0
Nunavut	8.1

Figure 1: RDSP take-up rate by geography and age groups, 2022

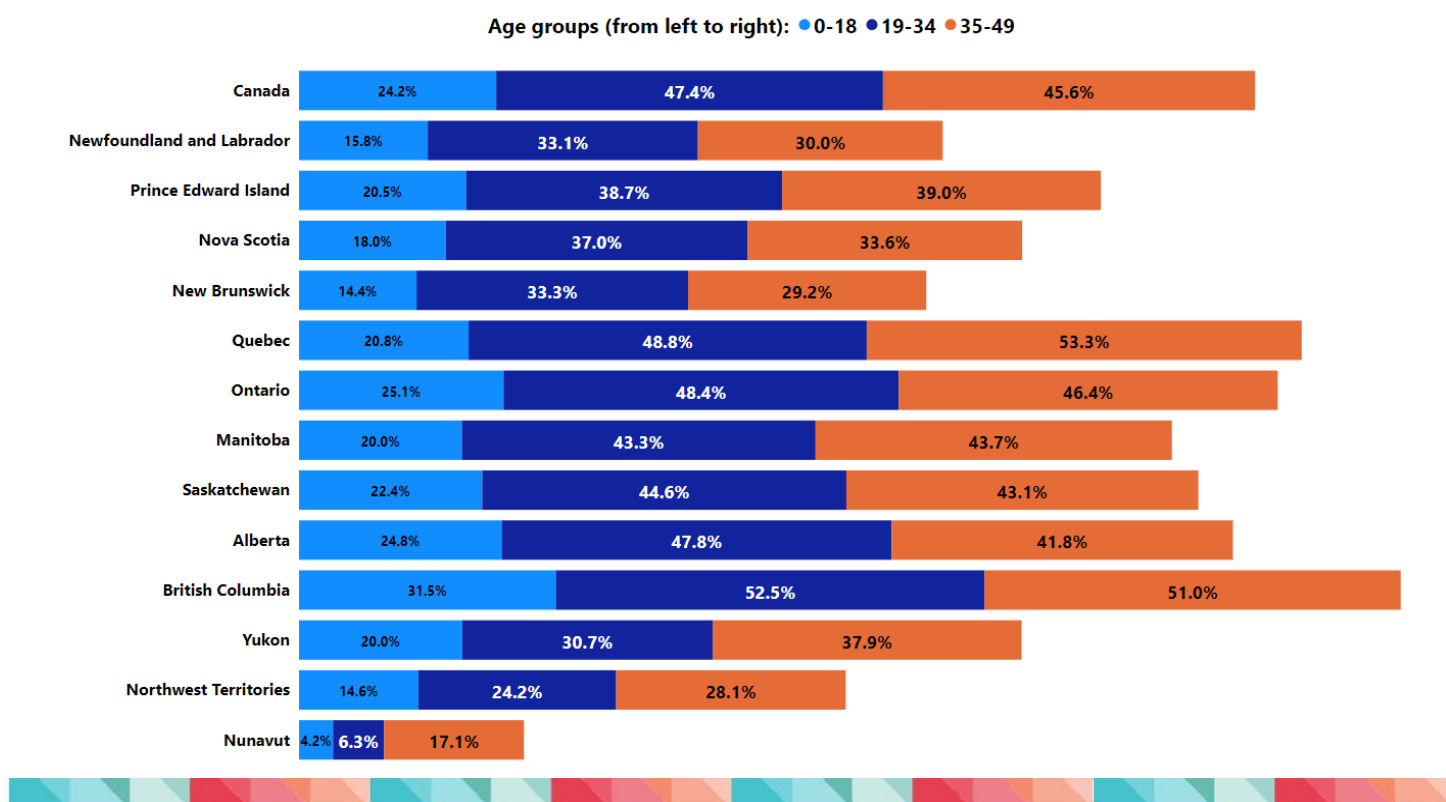
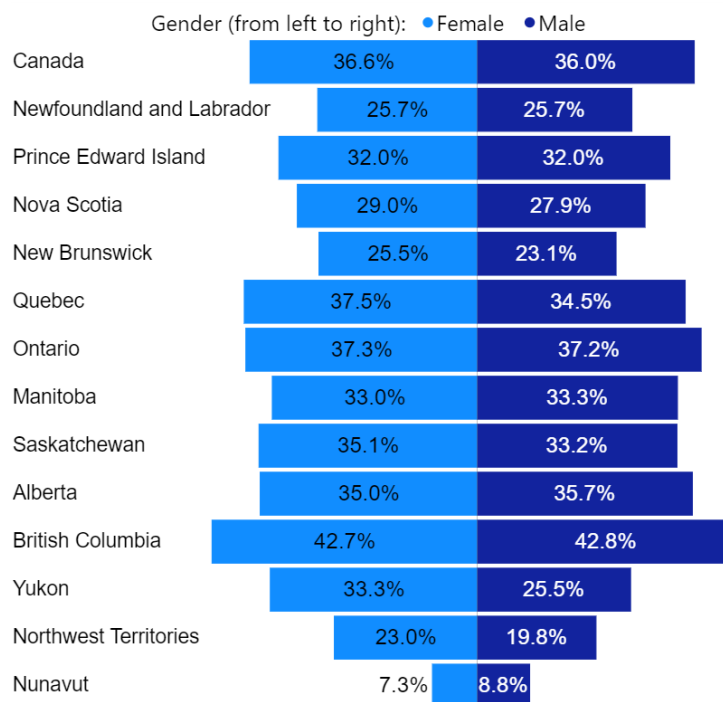


Figure 2: RDSP take-up rate by geography and gender, 2022

2. Number of RDSP beneficiaries

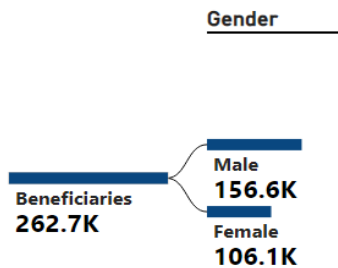
Table 3: Number of RDSP beneficiaries, 2022

Description	Persons (in thousands)
Cumulative number of RDSP beneficiaries	280.8
Number of beneficiaries with active RDSPs as of December 31, 2022	262.7
Number of new RDSP beneficiaries registered in 2022	22.4

2.1 Cumulative number of RDSP beneficiaries

This number is the distinct count of persons with disabilities who have had an RDSP some time between the start of the program in 2008 and December 31, 2022. This includes individuals who had an RDSP before but closed later, as well as individuals who have an RDSP that remains open. These individuals are counted once in the cumulative number of RDSP beneficiaries. As of December 31, 2022, 280,803 persons with disabilities have had an RDSP since the start of the program.

Figure 3: Number (in thousands) of RDSP beneficiaries by gender, December 2022

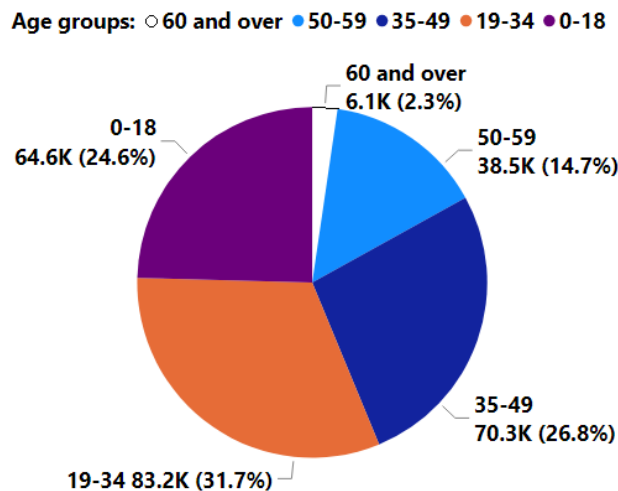


Note: K represents 1,000.

2.2 Number of beneficiaries with active RDSPs as of December 31, 2022

This number is the distinct count of persons with disabilities who have an RDSP that remains open on December 31, 2022. This number was 262,722. Figures 3 to 5 show the characteristics of these beneficiaries by gender (figure 3), age groups (figure 4) and geography (figure 5), as of December 31, 2022.

Figure 4: Number (in thousands) and percentage (%) of RDSP beneficiaries by age groups, December 2022

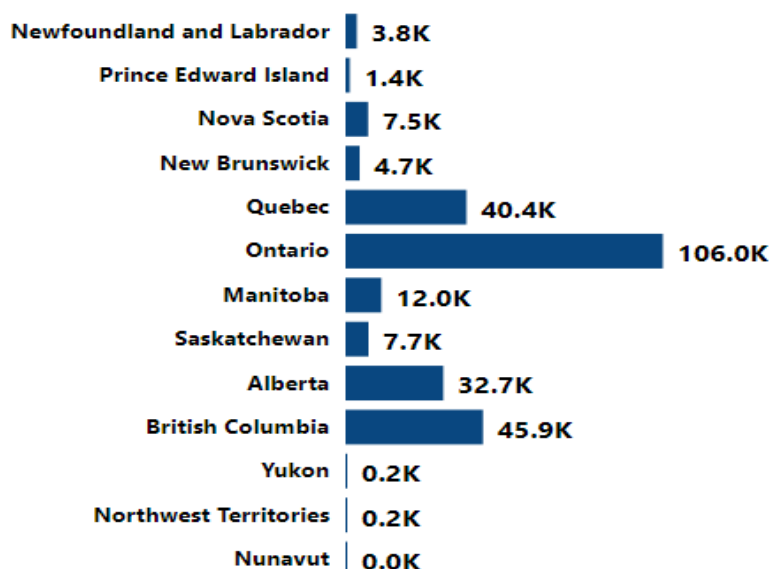


Note: K represents 1,000. Totals may not add up due to rounding.

2.3 Number of new RDSP beneficiaries registered in 2022

This number is the distinct count of persons with disabilities who have an RDSP newly registered during 2022. This number does not include existing beneficiaries with RDSPs opened as a result of transferring their plans between financial organizations. During the 2022 calendar year, 22.4 thousand new RDSPs were registered for beneficiaries.

Figure 5: Number (in thousands) of RDSP beneficiaries by geography, December 2022



Note: K represents 1,000.

3. CDSP financial summary

Table 4: CDSP financial summary, 2022

Description	Amount (\$ billions)
Cumulative total amount of CDSB issued	\$1.7
Cumulative total amount of CDSG issued	\$4.0
Cumulative total amount of contributions	\$2.6
Total RDSP assets	\$8.8

3.1 Cumulative total amount of CDSB issued

Since the start of the program in December 2008, to December 31, 2022, the Government of Canada has issued a total of \$1.7 billion of CDSB to the RDSPs of beneficiaries. This total has not been adjusted with amounts repaid.

3.2 Cumulative total amount of CDSG issued

Since the start of the program in December 2008, to December 31, 2022, the Government of Canada has issued a total of \$4.0 billion of CDSG to the RDSPs of beneficiaries. This total has not been adjusted with amounts repaid.

3.3 Cumulative total amount of contributions

Since the start of the program in December 2008, to December 31, 2022, individuals have contributed a total of \$2.6 billion to the RDSPs.

3.4 Total RDSP assets

RDSP assets include all private contributions, CDSB, CDSG, and earnings, less any fees and withdrawals. As of December 31, 2022, the fair market value of all active RDSPs totalled \$8.8 billion.



Appendix A: List of abbreviations

CDSP	Canada Disability Savings Program
RDSP	Registered Disability Savings Plan
CDSB	Canada Disability Savings Bond
CDSG	Canada Disability Savings Grant
DTC	Disability Tax Credit