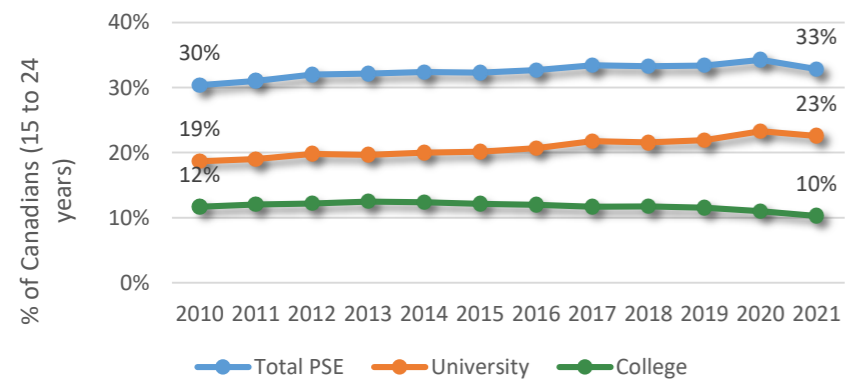


1. Young Canadians are the most educated and diverse generation ever

Youth 15-29 (August 2021)	Millions	% of Canadians
Population	6.99	22.3
Labour Force	5.46	26.2
Unemployed	0.56	33.8

Canada ranks **2nd** among OECD countries in terms of post-secondary educational (PSE) attainment for young adults (aged 25 to 34). In 2020, 64% of Canadian young adults held a post-secondary credential, compared to OECD average of 45%.

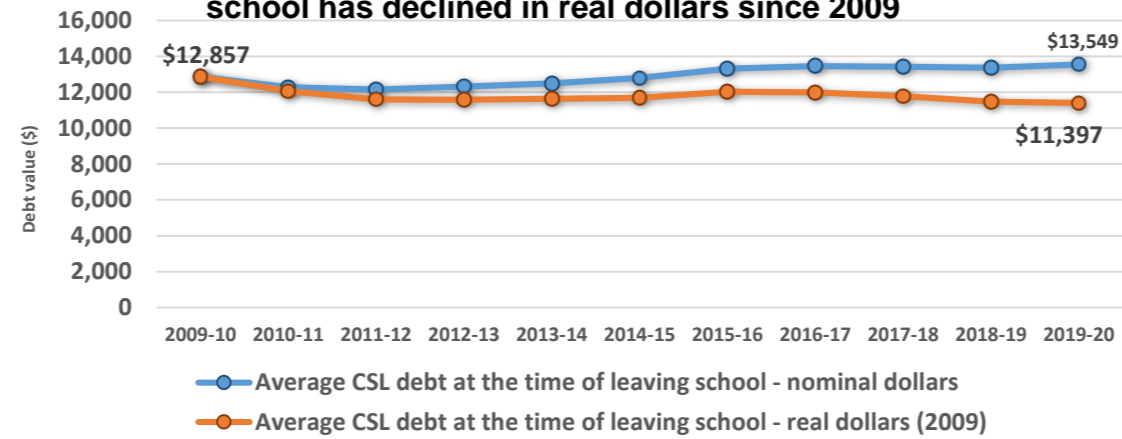
PSE Enrolment Rates in Canada, 2010 to 2021



Source: Statistics Canada, Labour Force Survey

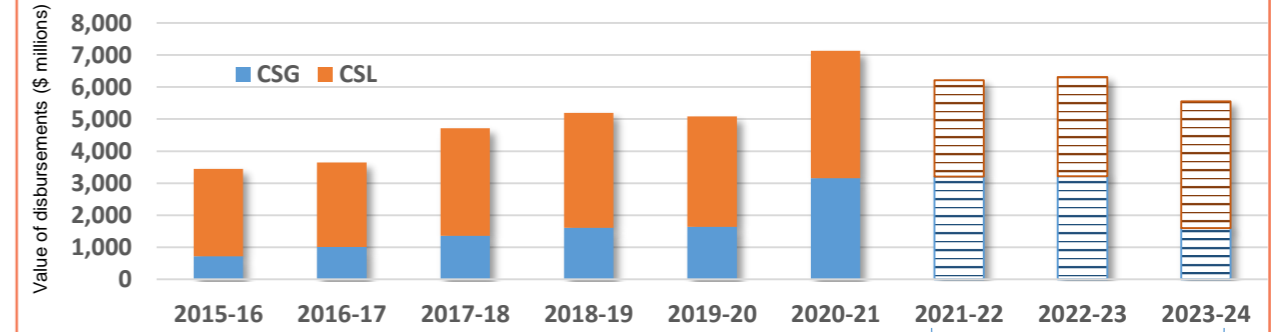
2. While the cost of PSE is rising, student financial assistance minimizes the financial impact on youth

Average Canada Student Loan (CSL) debt when leaving school has declined in real dollars since 2009



Source: Canada Student Financial Assistance Program

Canada Student Grants (CSG) disbursement has been rising faster than Canada Student Loans (CSL)

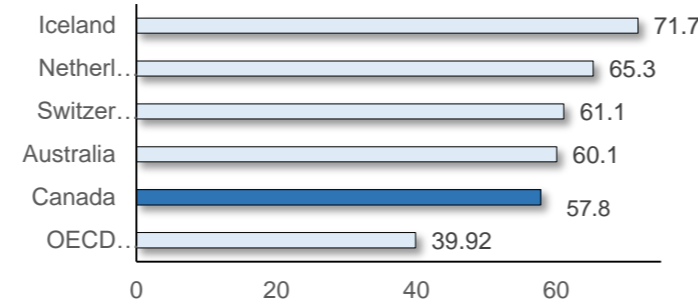


* Declining projected disbursements reflect a return to pre-pandemic levels of the maximum CSL amounts (in 2021-22) and CSG amounts (in 2023-24)

Source: Canada Student Financial Assistance Program

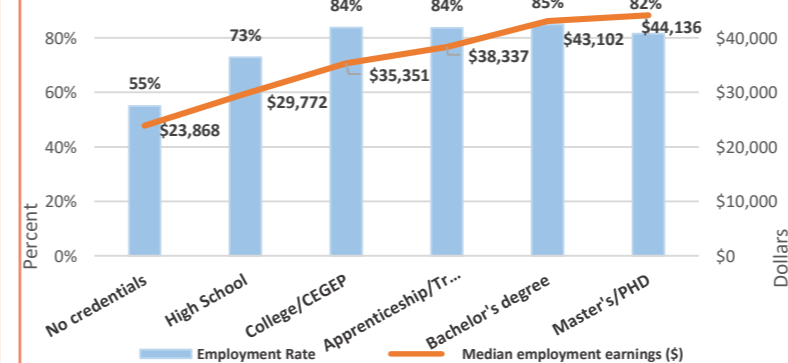
3. While those with post-secondary education do better, large numbers of youth face challenges making successful transitions from school to work

Employment rate age 15-24 years



Source: OECD Data, Employment rate by age group

Labour Market Outcomes by Highest Level of Education, 25 to 34 Year Olds



Source: Census (2016)

Too many youth transition into jobs that do not match their qualifications (underemployed)

- Of university grads, **18%** were in jobs requiring less than high school and **40%** were in jobs requiring college or less.

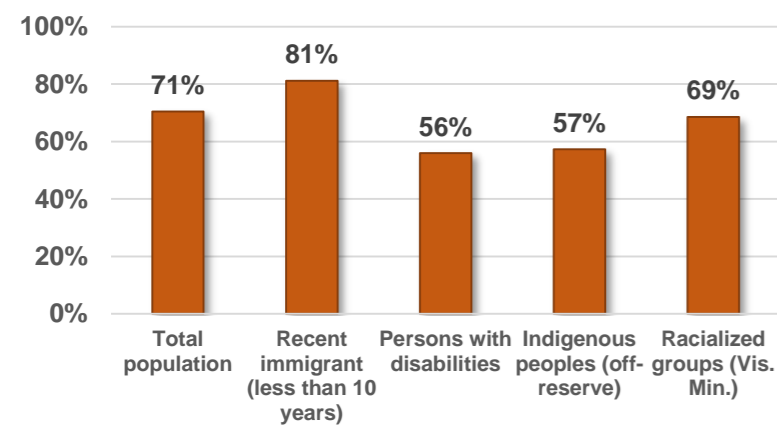
[Overqualification among recent university graduates in Canada \(statcan.gc.ca\) \(2014\)](https://www150.statcan.gc.ca/n1/pub/95-662-x/2014001/article/00001-eng.htm)

Employers rank foundational skills as the most important for entry level hires: **Digital Skills / Teamwork / Communication / Problem-Solving / Social Intelligence / Entrepreneurship**

Source: Business Council of Canada (2016) Survey of 90 large Canadian private-sector employers


4. Some youth face systemic barriers and particular challenges

Some youth populations have disproportionately lower PSE attainment rates



Sources: Statistics Canada, Canadian Income Survey, 2019; Census of Population, 2016; Canadian Survey on Disability, 2017

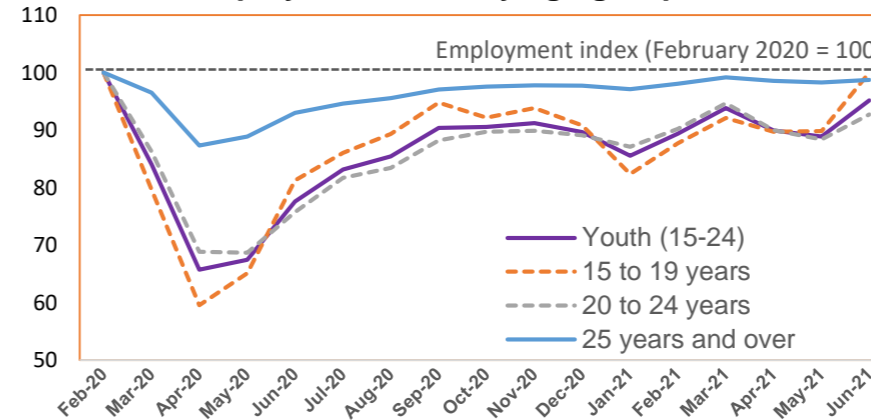
Some youth populations have higher unemployment rates than all youth (15-24 years old) (Labour Force Survey 2020*)



*Data for persons with disabilities is from a crowdsourced study conducted by Statistics Canada

5. As highlighted by the pandemic, youth are especially vulnerable in periods of economic uncertainty

Employment index by age group



Source: Statistics Canada, Labour Force Survey

6. Work-integrated learning improves employment outcomes for students

- Employers are more likely to hire students with work experience:** 61% of employers selected graduates who had participated in some form of work-integrated learning in their post-secondary education programs. (Sattler and Peters 2012)
- PSE Graduates (2012-16) who had a job related to their field of study while attending PSE were 14.1 percentage points more likely to find full-time work post-graduation** compared to those with a job unrelated to their studies (Martin and Rouleau, Statistics Canada 2020, Longitudinal and International Study of Adults 2014, 2016)