

Stay safe when using pesticides

If you use pesticides, know the rules to ensure your safety.

When using pesticides

- **ALWAYS** read and follow product label instructions and warnings. If it is unclear, ask your employer.
- **WEAR** the appropriate **personal protective equipment (PPE)** specified on the product label. **Report** any problems with your PPE to your employer.

PPE is any piece of clothing or equipment used to protect you from exposure to pesticides.

! Different pesticides may require different types of PPE as specified on the products labels. It can be as simple as chemical-resistant gloves, closed-toe footwear and long-sleeved shirt and long pants. It may also involve using a protective suit, eye protection, a mask or a respirator.

Your **employer is responsible** for ensuring that all pesticides used are approved for use in Canada, that label instructions are strictly followed, and that you have the necessary PPE that fits properly and allows you to work safely.

After using pesticides

STAY OUT of areas where pesticides have been sprayed until you are told that it is safe to enter.

Follow and respect intervals specified on the label after pesticides have been applied:

- ◇ **Restricted-entry interval (REI):** Period of time you **must not do hand labour** in treated areas after a pesticide application.
- ◇ **Preharvest interval (PHI):** Period of time you **must not harvest** nor consume treated products after a pesticide application.

Complying with REI and PHI directions are legal requirements.

TIPS

👎 Do not

- Drink, eat, or smoke while applying pesticides;
- Rub your eyes or touch your mouth while working with pesticides;

👍 Do

- **Stay clean to protect yourself from pesticide exposure** – Wash your hands immediately after applying pesticides and before eating, drinking, smoking, chewing gum or tobacco, or using the toilet; Shower at the end of the day and wash your clothes separately to prevent contamination.



If a pesticide causes you a health problem

If you were exposed to pesticides and experience symptoms such as skin rash, headache and nausea:

- **Call 911 if immediate medical attention is needed.**
- **Go see a doctor.** Bring the pesticide label information with you.
- **Follow the first aid statements on the label.**

Always report incidents to your employer.

You can report a pesticide incident to Health Canada at **1-800-267-6315**,
and request for anonymity, if you like.

This document is provided by the Health Canada's Pesticide Compliance Program (PCP),
which is responsible for enforcing the *Pest Control Products Act*.

Visit: canada.ca/pesticide-compliance

Pesticide safety





REMEMBER!

- Always ask your employer if you are unclear on any safety procedures.
- Stay out of areas where pesticides have been sprayed until you are told that it is safe to enter.
- If you think pesticides are being sprayed near you, get out of the area.
- Make sure you are properly trained before handling or using pesticides.
- In case of an accident, seek medical attention immediately and report the accident to your employer.
- Stay clean—wash hands before eating, drinking and using the toilet; wear clean clothes each day; and shower at the end of the day.



For more information

Scan the QR codes with your smartphone to access these resources.

Videos	
Daily hygiene practices for agricultural workers	
When should agricultural workers enter a treated area?	
Other resources	
Personal protective equipment factsheet	
Pesticide gloves factsheet*	
Restricted-entry interval (REI) factsheet*	
Preharvest interval (PHI) factsheet*	
Pesticide incident webpage	

*Spanish version available upon request.