

Call for Proposals (CFP) 2024

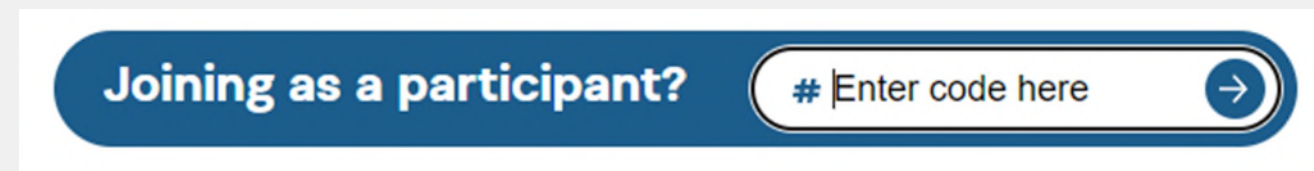
Applicant Webinar:

Service Delivery Improvement



Slido: How to ask questions

- Open slido.com in your web browser
- Enter the event code 1957106



Joining as a participant? # Enter code here →

- Wait to re-directed to the event



Purpose of Webinar




CFP 2024
Overview



Settlement
and
Integration
Mission



What are
we looking
for?



Assessment
Criteria



Writing your
Application



Q&A
Period



Contact
Us

CFP 2024 Overview

IRCC administers the Settlement Program to help newcomers settle and adapt to life in Canada, setting them on a path to integration and full citizenship. Through these programs, IRCC works with many partners to deliver a set of ongoing high-quality services to newcomers.

The purpose of this Call for Proposals is to establish a comprehensive set of Settlement and Resettlement Assistance Program services across Canada.



CFP 2024 Overview: Key Dates



The application period begins November 14. You must submit your application by January 31, 5 PM EST




Funding for recommended projects will commence on April 1, 2025 and will be eligible for a duration of up to five years, ending no later than March 31, 2030.

Settlement and Integration Vision

IRCC strives to ensure that its Settlement and Resettlement Assistance Programs address barriers to effectively support the integration of newcomers into Canadian society.

In line with IRCC's commitments to Anti-Racism, Gender-based Analysis Plus, and Gender Equality, the Department is advancing equity priorities within CFP 2024 to ensure that diverse populations can benefit from inclusive Settlement and Resettlement Assistance programming.

This approach includes incorporating Truth and Reconciliation through programming that increases awareness of Indigenous-related topics among newcomers as well as facilitates meaningful connections and social cohesion between Indigenous Peoples, newcomers and Canadians.




What are we looking for?

- ✓ Dedicated stream within the Settlement Program to build evidence to support future settlement programming

- ✓ Will fund 5-year new, larger-scale pilot projects

- ✓ Goal of pilots is to generate outcomes that are evidence-based and validate the effectiveness and efficiency of the promising practices or concepts.

- ✓ Pilot projects must focus on building evidence, knowledge and capacity of the sector.



Please Note: Ongoing funding through SDI for these pilots beyond the end date of the contribution agreement should not be anticipated.

What are we looking for?



IMPROVED
DIGITAL
MESSAGING IN THE
SETTLEMENT
SECTOR



SUPPORTING
NEWCOMER
ATTRACTION AND
RETENTION IN
SMALL AND
MEDIUM
POPULATION
CENTERS



CONNECTING
PRIVATELY
SPONSORED
REFUGEES TO
SETTLEMENT
SERVICES



DEFINING THE
ROLE AND VALUE
OF COMMUNITY
BROKERS AS A
NEIGHBOURHOOD
LIAISON

What are we looking for?

Theme 1: Improved Digital Messaging in the Settlement Sector

Project Description and Objectives

- Will support up to one pilot project per eligible region or one national pilot, or both to create and deliver copyright-free digital messaging content for newcomers, and support digital messaging capacity-building

Specific Criteria:

- Must have 3+ years of recent experience in media platforms in not for profit sector
- Must provide letters confirming interest in partnerships



What are we looking for?

Theme 2: Supporting Newcomer Attraction and Retention in Small and Medium Population Centers

Project Description and Objectives

- Aims to support one pilot project per eligible region to support the attraction and retention of newcomers to small/medium population centres

Specific Criteria:

- Must have 3+ years of experience in small/medium population centres marketing and communication strategies, or must submit the application as a joint venture with another entity with this expertise
- Must provide letters confirming interest in partnerships from LIPs, RIFs, or ZIPs
- Must clearly demonstrate capacity and expertise to analyze data and incorporating quantitative newcomer data into the marketing campaigns



What are we looking for?

Theme 3: Connecting Privately Sponsored Refugees to Settlement Services

Project Description and Objectives

- Aims to fund up to one pilot per eligible region, or one national pilot, or both that will build connections and facilitate collaborative relationships between SPOs and refugee sponsorship groups

Specific Criteria:

- Must have 3+ years of recent experience in PSR program
- Demonstrate experience in developing and coordinating relationships with multiple settlement partners



What are we looking for?

Theme 4: Defining the Role and Value of Community Brokers as a Neighbourhood Liaison

Project Description and Objectives

- Aims to fund up to 3 community broker/neighbourhood liaison pilots
- Projects should specialize in connecting newcomers with settlement services, making referrals to local resources, and providing guidance

Specific Criteria:

- Must be an organization in a census metropolitan area with a population of at least 750,000 people
- Demonstrate 3+ years of recent experience in providing neighbourhood outreach, providing guidance and support mainstream services/systems bridging
- Demonstrate experience in community programming development



What are we looking for?

Project Outputs/Deliverables

The following are mandatory for SDI projects:



A Performance Measurement Framework (PMF)



A Project-Level Learning Report (PLLR)



A project evaluation



A final report

Assessment Criteria

IRCC Immediate Outcome

Applicants for funding must demonstrate how they will address the relevant Settlement Program Immediate Outcome for Indirect Services.

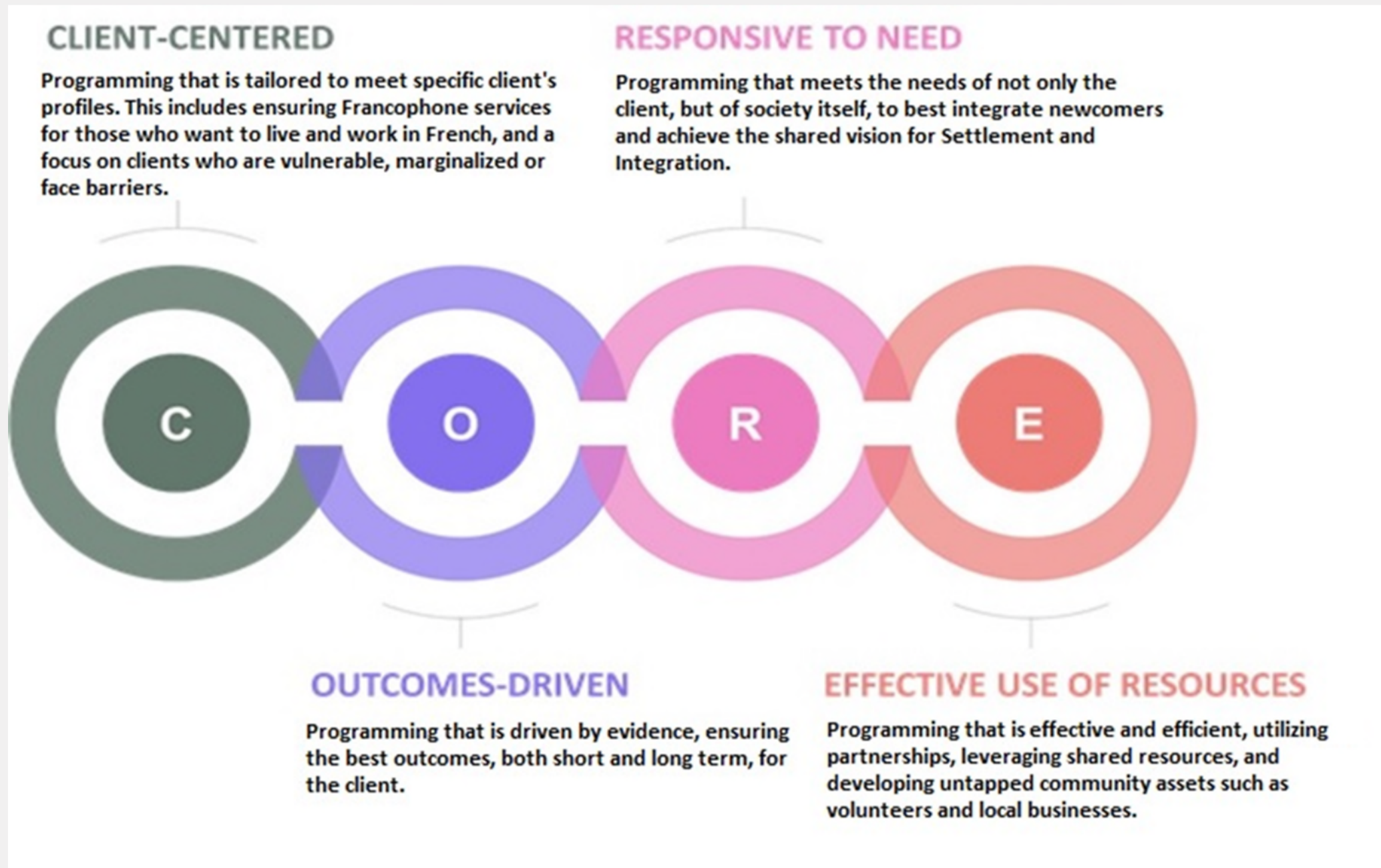
SDI Specific Outcomes

Specific outcomes have been identified in the Funding Guideline for each of the SDI themes. Your application must demonstrate how they will be reached.

SDI Specific Criteria

Specific criteria to apply to each stream are noted in the Funding Guidelines.

Assessment Criteria



IRCC's C.O.R.E. Principles underpin all programming funded under the Settlement Program.

You are expected to incorporate these principles in the design, implementation and evaluation of your proposed project(s), and articulate how you have done so in your application.

Assessment Criteria

The logo for Gender-Based Analysis Plus (GBA Plus) features the text "GBA PLUS" in a large, bold, sans-serif font. The letters "P", "L", "U", and "S" are filled with a colorful, multi-colored grid pattern. Below this, the full name "GENDER-BASED ANALYSIS PLUS" is written in a smaller, black, all-caps sans-serif font.

GBA PLUS
GENDER-BASED ANALYSIS PLUS

The logo for l'Analyse Comparative entre les Sexes Plus (l'ACS Plus) features the text "l'ACS PLUS" in a large, bold, sans-serif font. The letters "P", "L", "U", and "S" are filled with a colorful, multi-colored grid pattern. Below this, the full name "ANALYSE COMPARATIVE ENTRE LES SEXES PLUS" is written in a smaller, black, all-caps sans-serif font.

l'ACS PLUS
ANALYSE COMPARATIVE ENTRE LES SEXES PLUS

Gender-based Analysis Plus (GBA Plus) assesses how diverse people may experience policies, programming and initiatives. It is an intersectional approach, informed by data and evidence.

Funding applicants are encouraged to incorporate GBA Plus in the design, implementation and evaluation of the proposed project(s), **as much as possible** to create effective programming for newcomers.

This includes programming for diverse populations that experience greater barriers to services (e.g. women; youth; 2SLGBTQI+ populations; racialized newcomers, seniors; people with disabilities) and to address specific issues (e.g. sexual and gender-based violence; mental health needs).

Completing your application online



**Read
Funding
Guidelines**



**Complete GCS
Application
Form**



**Apply
Online**



Completing your application online

- Applicants for funding are asked to submit separate proposals in the Grants and Contributions System (GCS) for distinct projects, rather than combining multiple different types of projects into one larger proposal.
- For example, an SDI project should be outlined in a proposal on its own and not be included in the same proposal as a project to deliver other general settlement services
- The final decision to combine or split proposals into funding agreements rests with IRCC

Question and Answer Session

We value your participation and encourage you to ask questions during the virtual session. To ensure a smooth and organized Q&A experience, please follow the guidelines below:

- Open slido.com in your web browser
- Enter the event code **1957106**
- Wait to re-directed to the event



Resources: Funding Page

Here is a list of resources to help you throughout your application. The following can be found on our Funding Page:

- Funding Guidelines
- Funding Guidelines Glossary
- Frequently Asked Questions and Answers
- (Re)settlement Logic Model
- Government of Canada GBA Plus guidance
- GCS Application Form Options Selection Tool



Resources: GCS

Status Page

All sections listed below must be completed before you can submit the application. Sections can be completed in any order, at your own pace. Users listed in the table below will automatically receive notifications about this application after it has been submitted. Once the status of every section is "Completed," you can begin the Executive Declaration and submit your application.

[TUTORIAL – how to use this page](#)

***Applicants can navigate to the tutorial page in any section of the application form for more information about how to complete each section, as well as links to tipsheets for step by step technical instruction.**

View from any tutorial – links to tutorial table of contents and tipsheet index:

[Tutorials Table of Contents](#)

[Tip Sheets Index](#)

[Contact Help Desk](#)

Applications: Status Page

Status Page

This tutorial provides information about how to view your application progress, how to download a printable PDF version of your application, and how to ensure that your organization is properly notified once the application has been assessed by the Department.

Table of Contents

- [Viewing your Application Progress](#)
- [Downloading and Printing your Application](#)
- [Receiving Notifications about your Application's Status](#)
- [Tip Sheet](#)

To download a tipsheet – navigate to the bottom of the tutorial page, click to the hyperlink that says [Click here to download](#)

View at the bottom of the page to download a tipsheet:

Tip Sheet

Changing Contacts on an Application

If you do not see the PDF, it means you do not have Adobe Reader or PDF support in this web browser. [Click here to download the PDF](#)

Tutorials and tipsheets are available to you within the GCS portal as you complete each section. The image shows you how to access those resources in the GCS Partner Portal.



Contact Us

For questions or clarifications related to the Call for Proposals, contact cfp-adp@cic.gc.ca

For help with the Grants and Contributions System Partner Portal (GCS) / the application form, contact gcs-ssc@cic.gc.ca

