

2016-2017 Settlement Program Client - Quick Facts

IRCC's Settlement Program enables permanent residents (PR), including refugees and protected persons, to contribute to the economic, social and cultural development needs of Canada.

The Settlement Program provides needs assessment and referrals, information and orientation services, language assessments and training, employment related services, and community connections services.

These services are funded through contribution agreements and delivered by third-party service provider organizations (SPOs).

Unique Clients

With the inclusion of pre-arrival services, in **2016/17**, over **424,000** clients accessed at least one settlement serviceⁱ, a **5%** increase in clients served in **2015/16**.

Service Type	2015-2016	2016-2017	% change from previous year
	#	#	
Needs Assessment and Referrals	197,090	209,336	6.2%
Information and Orientation Services	302,537	329,683	9.0%
Employment Related Services	33,948	39,478	16.3%
Language Assessment	89,211	87,528	-1.9%
Language Training	104,586	109,006	4.2%
Community Connections	60,132	72,550	20.7%
Support Services	103,850	114,963	10.7%
Grand Total	403,342	424,391	5.2%

Settlement Program as of 2016-2017...

Immigration Category

- 45% Economic
 - 39% – Principal Applicant
 - 59% – Spouses & dependants
- 28% Refugees
- 24% Sponsored Family
- 3% All Other

Gender

56% Female 43% Male

Age at Service

78% 18 years & over
17% Under 18 years

Knowledge of Official Languagesⁱⁱ

- 54% English
- 2% French
- 2% Both
- 39% Neither
- 2% Not Stated

Country of Birth (Top 5)

- 16% China
- 11% India
- 10% Philippines
- 8% Syria
- 4% Iran

Language of Serviceⁱⁱⁱ

- 61% English
- 13% Arabic
- 12% Mandarin
- 3% French

Unique Clients by Program Components - 2016-2017^{iv}



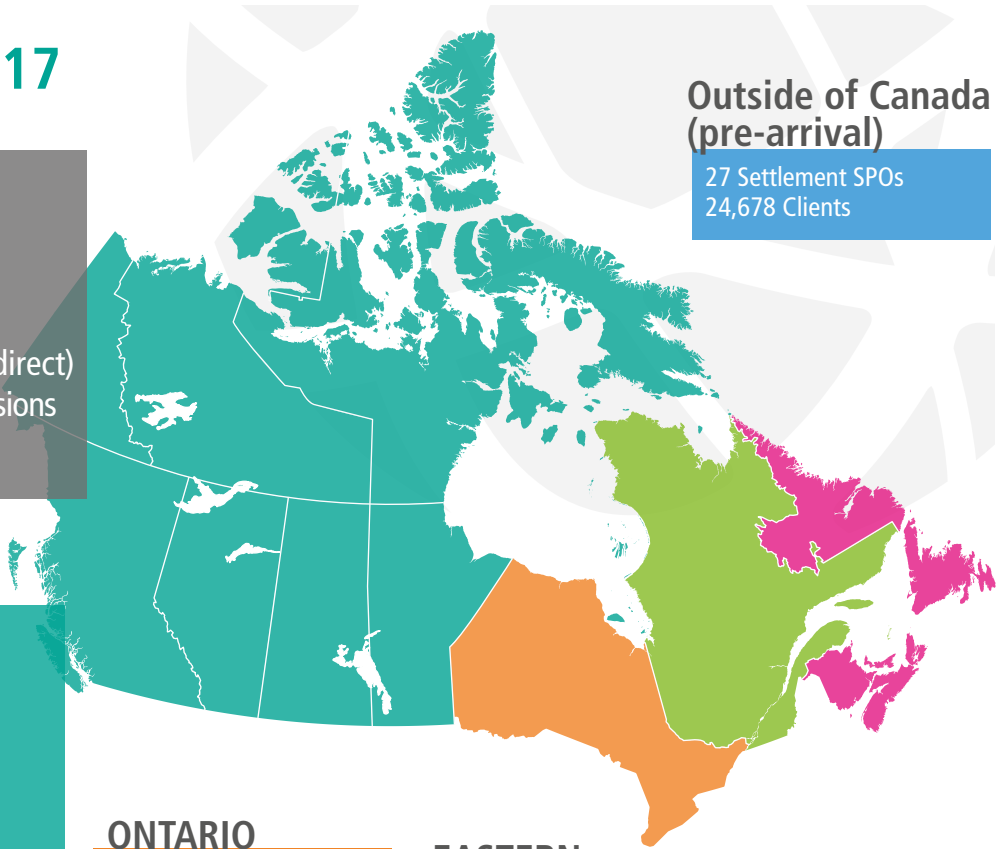
Settlement Program across Canada - 2016-17

CANADA

\$619M Funding allocated to provinces and territories^v
\$12M National Fund
\$32M Pre-Arrival Fund
533 Settlement SPOs (direct and indirect)
282,930 Permanent Resident (PR) Admissions
424,391 Clientsⁱ

Outside of Canada (pre-arrival)

27 Settlement SPOs
 24,678 Clients



WESTERN

British Columbia

90 Settlement SPOs
 36,945 PR Admissions
 69,273 Clients

Alberta

60 Settlement SPOs
 47,200 PR Admissions
 62,494 Clients

Saskatchewan

24 Settlement SPOs
 14,590 PR Admissions
 16,140 Clients

Manitoba

60 Settlement SPOs
 16,435 PR Admissions
 26,404 Clients

Yukon

2 Settlement SPOs
 220 PR Admissions
 347 Clients

Northwest Territories

3 Settlement SPOs
 220 PR Admissions
 266 Clients

Nunavut

0 Settlement SPOs
 35 PR Admissions
 0 Clients

ONTARIO

216 Settlement SPOs
 103,380 PR Admissions
 225,684 Clients

National Fund

16 Settlement SPOs
 2,078 Clients

QUÉBEC^{vii}

Grant to Québec: \$378.2M
 52,250 PR Admissions

EASTERN

New Brunswick

19 Settlement SPOs
 3,420 PR Admissions
 4,519 Clients

Nova Scotia

7 Settlement SPOs
 4,770 PR Admissions
 5,087 Clients

Prince Edward Island

6 Settlement SPOs
 2,360 PR Admissions
 3,922 Clients

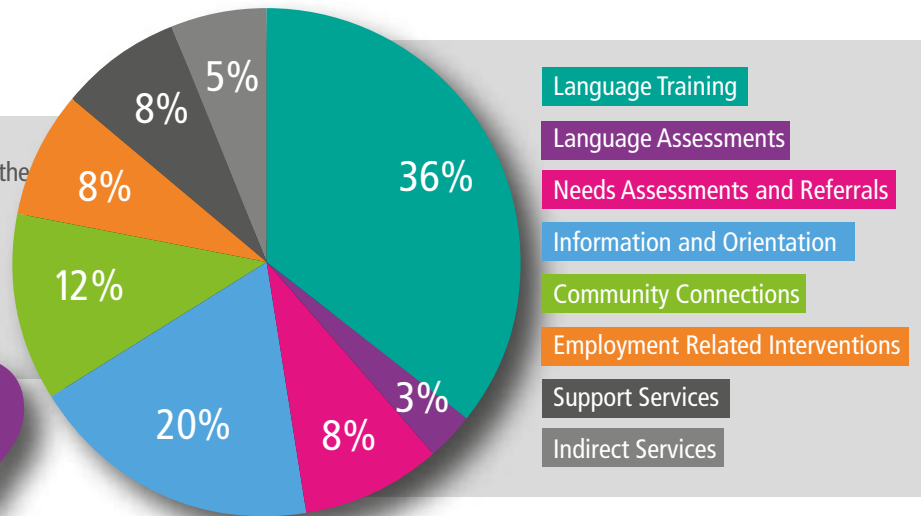
Newfoundland & Labrador

3 Settlement SPOs
 1,040 PR Admissions
 949 Clients

Expenditures^{vi}

In 2016-2017, just over **\$649 million** was spent delivering the Settlement Program, a 12% increase from 2015-16.

The largest proportion of Settlement Program spending was on **language training**, which accounted for **over one third** of expenditures in 2016-17.

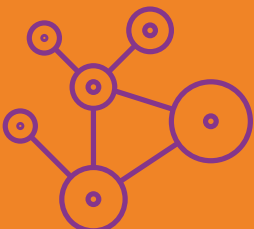


Did you know that ...

opendata.gc.ca

has statistics on the Settlement Program, Permanent Resident Admissions and other topics of interest such as Syrian refugees, that can be accessed right away?

About this fact sheet ...



Data Sources: IRCC Settlement Services and Permanent Cubes, October 31, 2017 data

Data caveats: Data reflects reporting by SPOs at the time of the tabulation. Reports, for the same period and produced at different times, may contain slightly different data. This occurs due to on-going data entry by SPOs, resulting in changes. IRCC is actively reviewing data quality and integrity.

Prepared by Settlement and Integration Policy Branch.

ⁱData includes pre-arrival and domestic services

ⁱⁱSelf-reported

ⁱⁱⁱList is not exhaustive

^{iv}Percentages may not add up to 100%

^vIncludes base allocation and Syria supplementary allocations

^{vi}Capital and administration expenditures are incorporated across all service components. Pre-arrival services expenditures are included in all service components with the exception of language training and language assessment, indirect and support services.

^{vii}The Canada-Quebec Accord provides the Government of Quebec with an annual grant, which covers settlement services, resettlement of refugees and administration.