
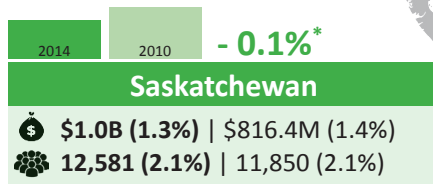

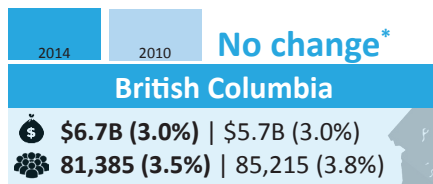

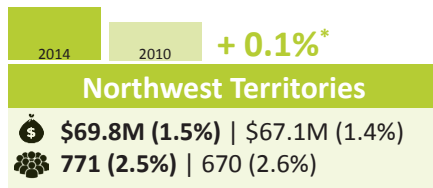

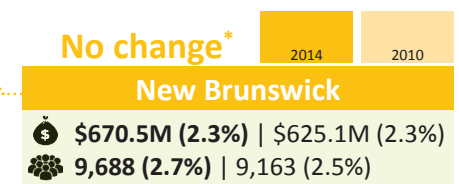
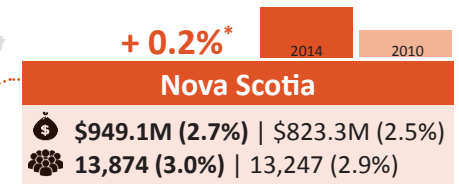
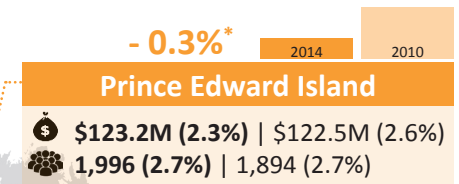
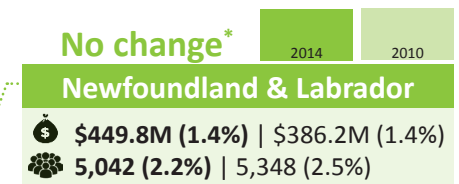




# Trends in **CULTURE** GDP and Jobs 2010-2014\*\*



**Legend of Provincial/Territorial (P/T) Results**

💰 2014 Culture GDP (Share of P/T GDP) | 2010 Culture GDP (Share of P/T GDP)  
 🌿 2014 Culture Jobs (Share of P/T Jobs) | 2010 Culture Jobs (Share of P/T Jobs)



\* Percentage change in culture GDP between 2010 and 2014. \*\*Product perspective