




DISPLAYING THE NATIONAL FLAG OF CANADA — QUICK REFERENCE

This is a reference tool on how to display the National Flag of Canada in some common situations. These rules are established by Canadian Heritage and are mandatory for use across all federal properties and during Federal events. Other jurisdictions and private companies, institutions and individuals are also encouraged to use these rules as a guideline.

DISPLAYING THE NATIONAL FLAG OF CANADA



Vertically
(The maple leaf
points to the left)




At an angle,
from a building
(The maple leaf
points away from
the building)



On a stage, with a podium
(To the left of the speaker,
as seen by the audience)

DISPLAYING THE NATIONAL FLAG OF CANADA IN SITUATIONS OF MOURNING



When draping a casket



At half-mast


POSITIONS OF HONOUR



2 flags



3 flags



Multiple flags

(The second National Flag of Canada on the right is optional)



3 poles



In a semi-circle

(Leftmost position as viewed from the main approach)



In a full-circle

(Central position as viewed from the main approach)

POSITIONS OF HONOUR IN A PROCESSION


The poles used to carry flags in a procession should be 2.10 to 2.40m (7 or 8 feet) in length.



In a single line procession



In line abreast, when two National Flags of Canada are available
(Preferable option)



Three flags in line abreast, when only one National Flag of Canada is available



More than three flags in line abreast, when only one National Flag of Canada is available