

September 23 to October 6, 2018 (Weeks 39 & 40)

Overall Summary

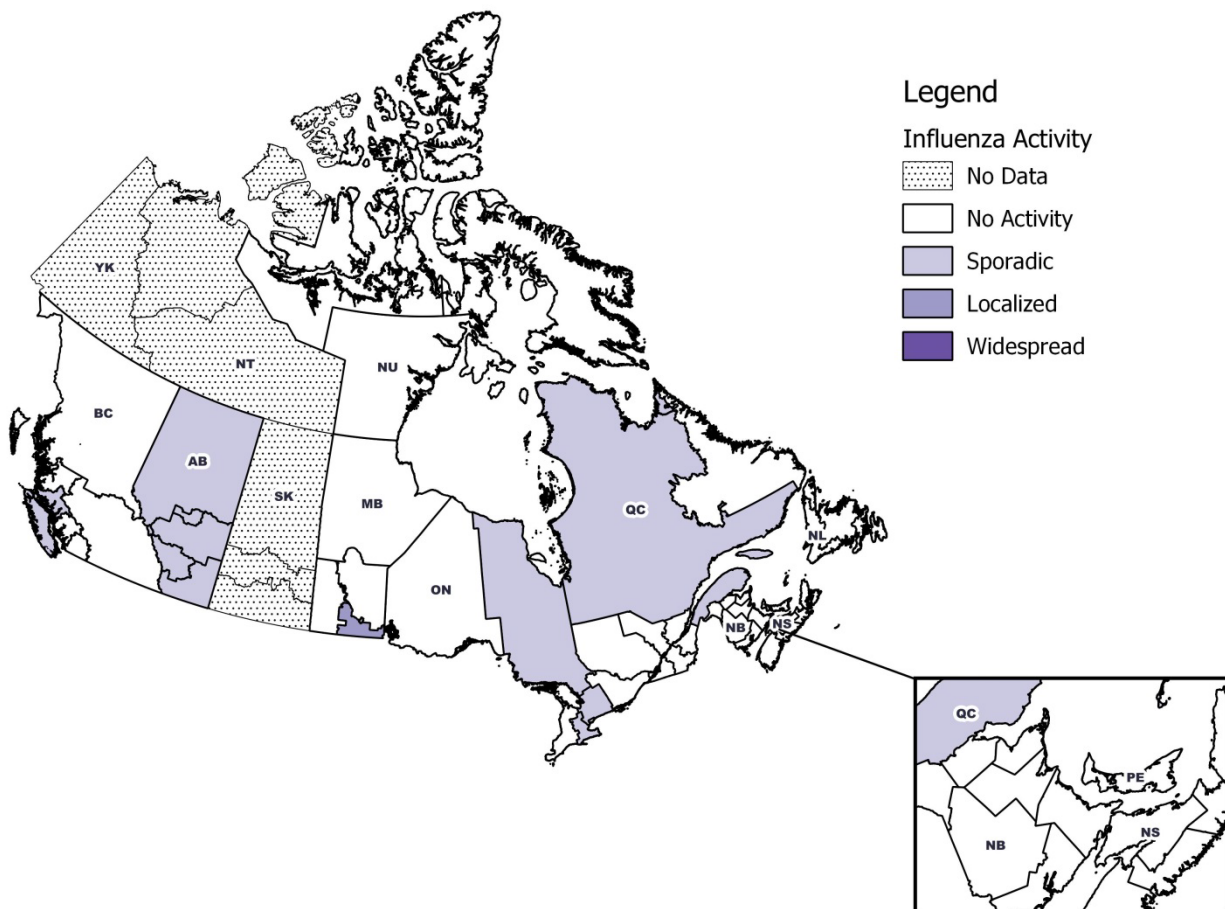
- Influenza activity remains at interseasonal levels across the country.
- The majority of regions in Canada report no influenza activity.
- All indicators of influenza activity are at low levels, as expected for this time of year.
- Influenza A is the most common influenza virus circulating in Canada.
- Influenza and other respiratory viruses are monitored weekly and results reported every Thursday in the [Respiratory Virus Detections in Canada Report](#).

Influenza/Influenza-like Illness (ILI) Activity (geographic spread)

During week 40, the following influenza activity levels were reported (Figure 1):

- Localized activity was reported in one region in Manitoba.
- Sporadic activity was reported by 10 regions, in B.C.(1), Alberta(5), Ontario(3) and Quebec(1).
- No activity was reported by the majority of regions (36).
- No data were reported by six regions.

Figure 1 – Map of overall influenza/ILI activity by province and territory, Canada, week 2018-40



Laboratory-Confirmed Influenza Detections

In weeks 39 and 40, the following results were reported from sentinel laboratories across Canada (Figure 2 and Figure 3):

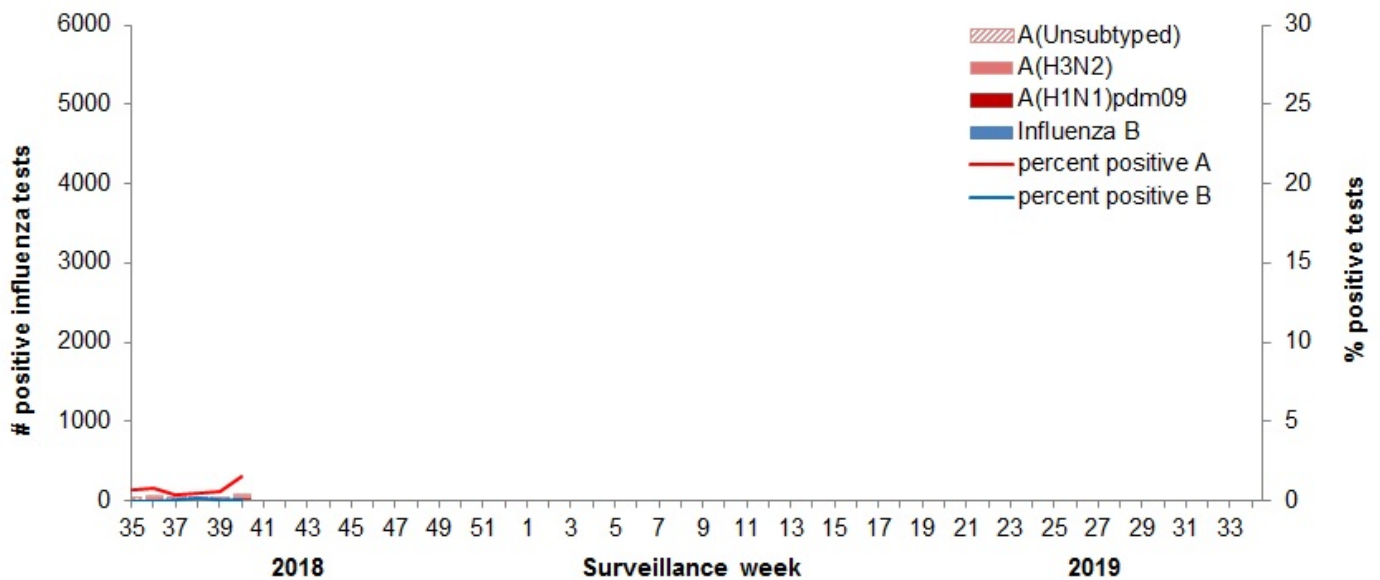
- Overall, laboratory detections of influenza are at interseasonal levels.
- A total of 73 laboratory detections of influenza were reported. Sixty-seven of these detections were influenza A.
- The percentage of tests positive for influenza was 0.67% and 1.58% in weeks 39 and 40 respectively

To date this season, detailed information on age and type/subtype has been received for 83 laboratory-confirmed influenza cases (Table 1).

- Adults 20-64 years of age represent the largest proportion of cases overall (61%)

For more detailed weekly and cumulative influenza data, see the text descriptions for [Figures 2 and 3](#) or the [Respiratory Virus Detections in Canada Report](#).

Figure 2 – Number of positive influenza tests and percentage of tests positive, by type, subtype and report week, Canada, weeks 2018-35 to 2018-40



The shaded area indicates weeks where the positivity rate was at least 5% and a minimum of 15 positive tests were observed, signalling the period of [seasonal influenza activity](#).

Figure 3 – Cumulative numbers of positive influenza specimens by type/subtype and province/territory, Canada, weeks 2018-35 to 2018-40

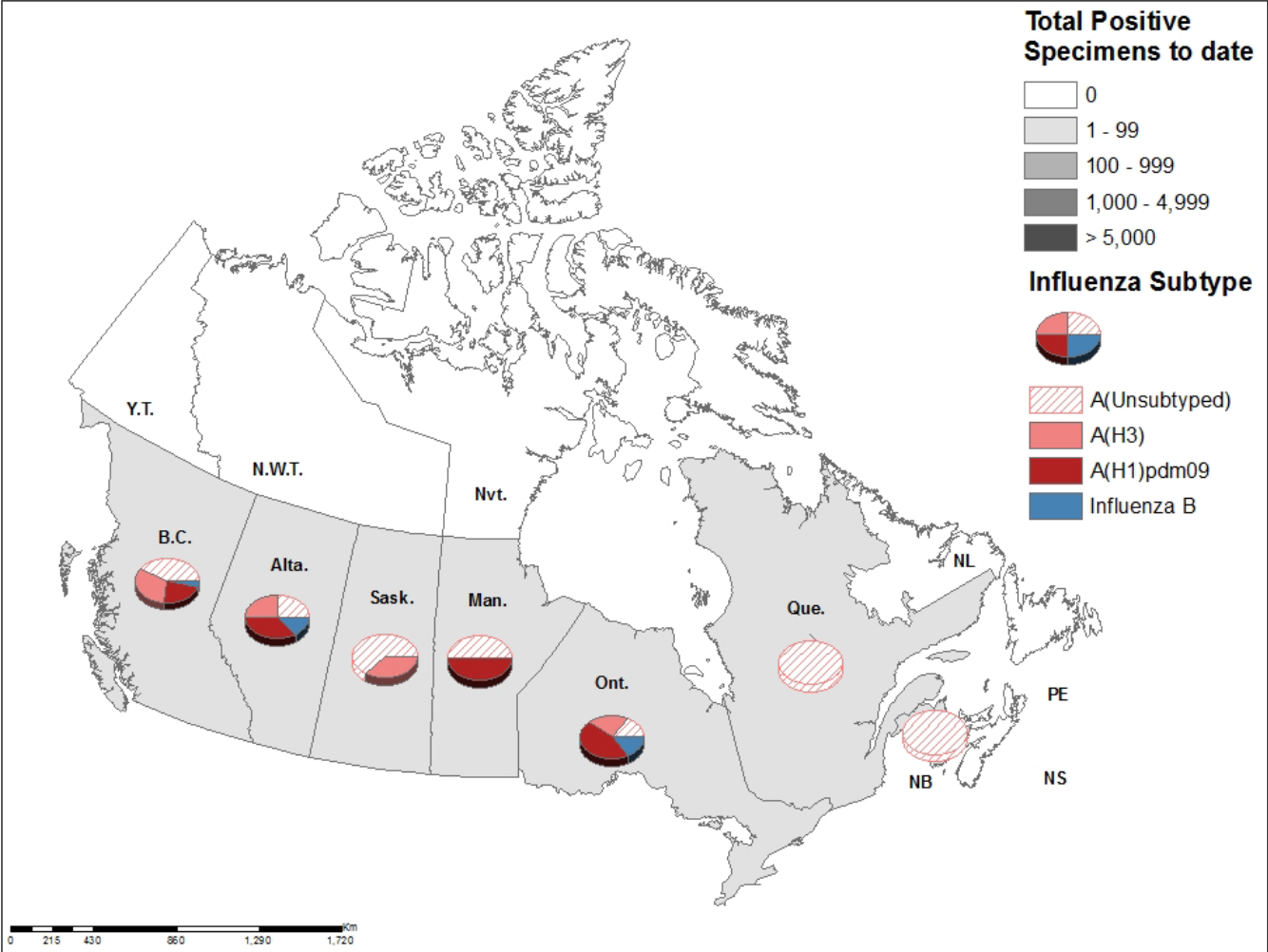


Table 1 – Cumulative numbers of positive influenza specimens by type, subtype and age-group reported through case-based laboratory reporting, Canada, weeks 2018-35 to 2018-40

Age groups (years)	Cumulative (August 26, 2018 to October 6, 2018)						
	Influenza A				B	Influenza A and B	
	A Total	A(H1N1) pdm09	A(H3N2)	A (UnS) ¹	Total	#	%
0-4	>10	5	<5	5	0	-	-
5-19	7	<5	0	<5	<5	-	-
20-44	>18	9	<5	9	<5	-	-
45-64	25	10	6	9	<5	-	-
65+	>6	<5	6	<5	<5	-	-
Total	74	>24	>12	>23	9	-	-

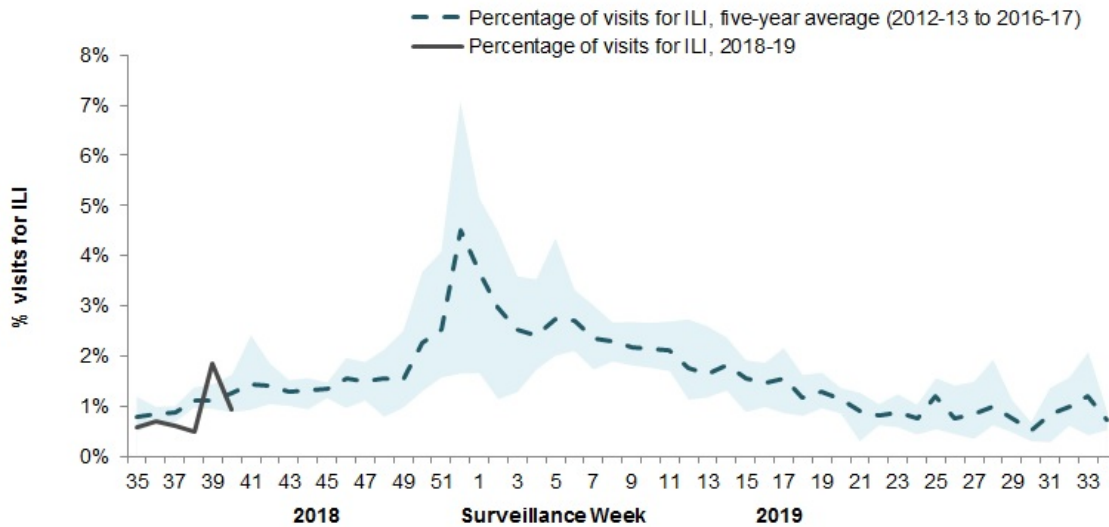
¹UnS: unsubtyped: The specimen was typed as influenza A, but no result for subtyping was available;

Syndromic / Influenza-like Illness Surveillance

Healthcare Practitioners Sentinel Syndromic Surveillance

In week 40, 0.9% of visits to healthcare professionals were due to influenza-like illness (ILI) (Figure 4). The percentage of visits for ILI is at interseasonal levels.

Figure 4 – Percentage of visits for ILI reported by sentinels by report week, Canada, weeks 2018-35 to 2018-40
Number of Sentinels Reporting in Week 40: 97



The shaded area represents the maximum and minimum percentage of visits for ILI reported by week from seasons 2012-13 to 2016-17

Participatory Syndromic Surveillance

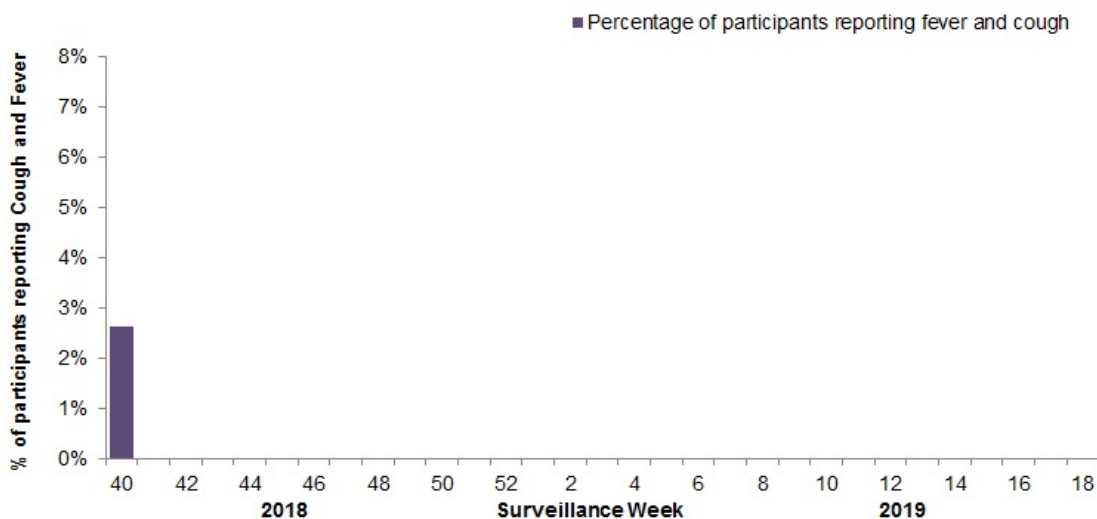
In week 40, 1,758 participants reported to FluWatchers, of which 46 (3%) reported symptoms of cough and fever (Figure 5).

Among the 46 participants who reported fever and cough:

- 11% consulted a healthcare professional
- 54% reported days missed from work or school, resulting in a combined total of 81 missed days of work or school.

Figure 5 – Percentage of participants reporting cough and fever, Canada, week 2018-40

Number of Participants Reporting in Week 40: 1,758



Influenza Outbreak Surveillance

In weeks 39 and 40, no new influenza outbreaks were reported. One ILI outbreak was reported in week 39. To date this season, 14 ILI outbreaks have been reported. All outbreaks occurred in LTC facilities.

Severe Outcomes Influenza Surveillance

Provincial/Territorial Influenza Hospitalizations and Deaths

To date this season, 8 influenza-associated hospitalizations were reported by participating provinces and territories¹.

¹Influenza-associated hospitalizations are reported by Alberta, Manitoba, New Brunswick, Newfoundland and Labrador, Northwest Territories, Nova Scotia, Prince Edward Island and Yukon. Only hospitalizations that require intensive medical care are reported by Saskatchewan.

Pediatric Influenza Hospitalizations and Deaths

Surveillance of laboratory-confirmed influenza associated pediatric (≤ 16 years of age) hospitalizations from the Immunization Monitoring Program Active (IMPACT) network has not yet begun for the 2018-19 season.

Adult Influenza Hospitalizations and Deaths

Surveillance of laboratory-confirmed influenza-associated adult (≥ 16 years of age) hospitalizations by the Canadian Immunization Research Network (CIRN) Serious Outcomes Surveillance (SOS) network has not yet begun for the 2018-19 season.

Influenza Strain Characterizations

Since September 1, 2018, the National Microbiology Laboratory (NML) has characterized 4 influenza viruses (2 A(H3N2) and 2 A(H1N1)) that were received from Canadian laboratories.

Genetic Characterization of Influenza A (H3N2):

One influenza A(H3N2) virus did not grow to sufficient hemagglutination titer for antigenic characterization by hemagglutination inhibition (HI) assay. Therefore, NML has performed genetic characterization to determine the genetic group identity of this virus.

Sequence analysis of the HA gene of this virus showed that:

- The A(H3N2) virus belonged to genetic group 3C.2a1.

A/Singapore/INFIMH-16-0019/2016-like virus belongs to genetic group 3C.2a1 and is the influenza A(H3N2) component of the 2018-19 Northern Hemisphere influenza vaccine.

Antigenic Characterization:

Influenza A (H3N2):

- One influenza A(H3N2) virus was antigenically characterized as A/Singapore/INFIMH-16-0019/2016-like by HI testing using antiserum raised against egg-propagated A/Singapore/INFIMH-16-0019/2016.
- A/Singapore/INFIMH-16-0019/2016-like virus is the influenza A(H3N2) component of the 2018-19 Northern Hemisphere influenza vaccine.

Influenza A(H1N1):

- Two A(H1N1) viruses characterized were antigenically similar to A/Michigan/45/2015, which is the influenza A(H1N1) component of the 2018-19 Northern Hemisphere influenza vaccine.

Antiviral Resistance

Antiviral Resistance – Amantadine:

Three influenza A (2 A(H3N2) and 1 A(H1N1)) viruses were tested for resistance to amantadine and it was found that:

- The two A(H3N2) viruses tested were resistant to amantadine.
- The one A(H1N1) virus was resistant to amantadine.

Antiviral Resistance – Oseltamivir:

Four influenza viruses (2 A(H3N2) and 2 A(H1N1)) were tested for resistance to oseltamivir and it was found that:

- The two A(H3N2) viruses tested were sensitive to oseltamivir
- The two A(H1N1) viruses tested were sensitive to oseltamivir

Antiviral Resistance – Zanamivir:

Four influenza viruses (2 A(H3N2) and 2 H1N1) were tested for resistance to zanamivir and it was found that:

- The two A(H3N2) viruses were sensitive to zanamivir.
- The two A(H1N1) viruses were sensitive to zanamivir.

Provincial and International Surveillance Links

- Alberta – [Influenza Surveillance](#)
- British Columbia – [Influenza Surveillance](#)
- Manitoba - [Seasonal Influenza Reports](#)
- New Brunswick – [Influenza Surveillance Reports](#)
- Newfoundland and Labrador – [Surveillance and Disease Reports](#)
- Nova Scotia – [Respiratory Watch Report](#)
- Ontario – [Ontario Respiratory Pathogen Bulletin](#)
- Prince Edward Island – [Influenza Summary](#)
- Saskatchewan – [Influenza Reports](#)
- Québec – [Système de surveillance de la grippe](#)
- Australia – [Influenza Surveillance Report and Activity Updates](#)
- European Centre for Disease Prevention and Control – [Surveillance reports and disease data on seasonal influenza](#)
- New Zealand – [Influenza Weekly Update](#)
- United Kingdom -- [Weekly Influenza Activity Reports](#)
- Pan-American Health Organization – [Influenza Situation Report](#)
- United States Centres for Disease Control and Prevention – [Weekly Influenza Summary Update](#)
- World Health Organization – [FluNet](#)

Notes

To learn more about definitions, descriptions and the FluWatch program in general, see the [Overview of influenza monitoring in Canada](#) page. For more information on the flu, see our [Flu\(influenza\)](#) web page.

This [report](#) is available on the Government of Canada Influenza webpage.
Ce [rapport](#) est disponible dans les deux langues officielles.

We would like to thank all the Fluwatch surveillance partners who are participating in this year's influenza surveillance program.