

February 24, 2019 to March 2, 2019 (Week 09)

Overall Summary

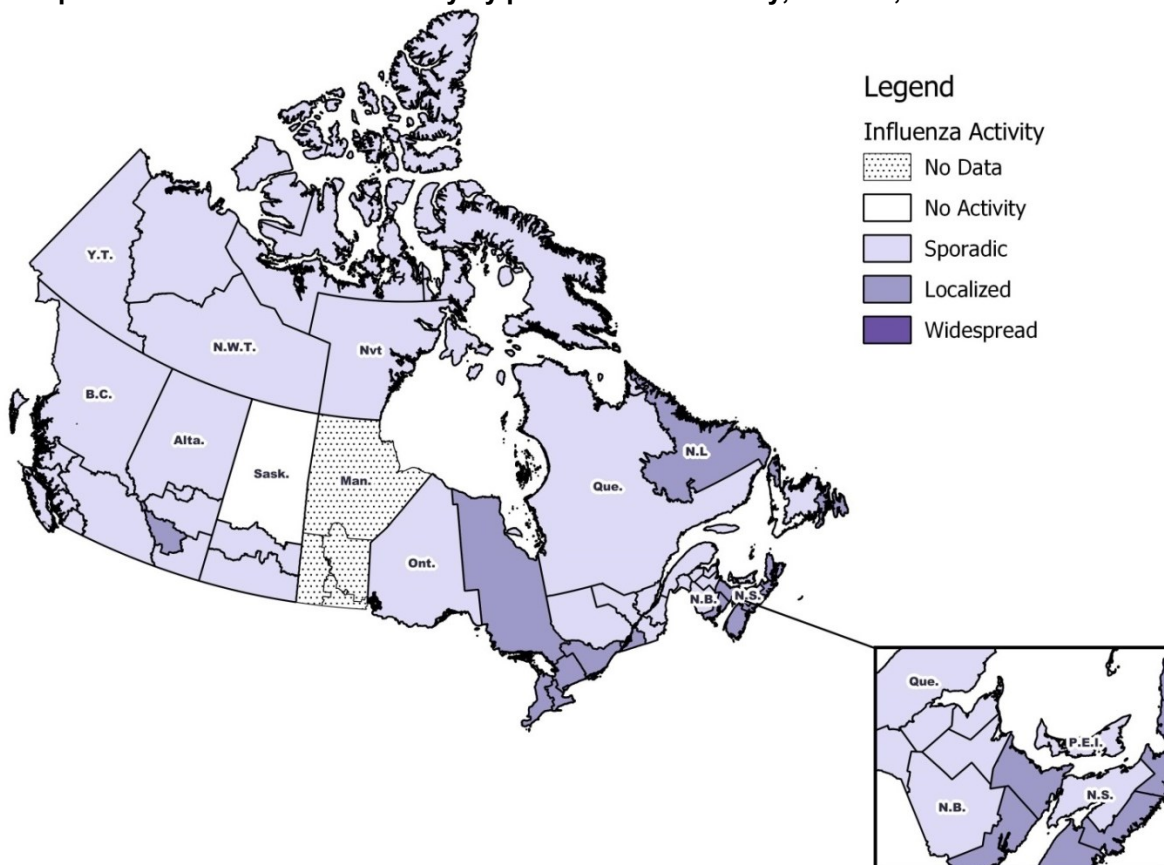
- At the national level, most indicators of influenza activity remained similar, or increased slightly, compared to the previous week.
- Influenza activity continues to be reported in almost all regions in Canada but is circulating at higher levels in eastern regions.
- Influenza A(H1N1)pdm09 has been the predominant subtype to date this season.
- Detections of influenza A(H3N2) have been steadily increasing since mid-January and accounted for 58% of subtyped influenza A detections this week.
- There is currently very little influenza B circulation compared to previous seasons.

Influenza/Influenza-like Illness (ILI) Activity (geographic spread)

During week 09, the following influenza activity levels were reported (Figure 1):

- 16 regions reported localized activity: in Alta.(1), Ont.(6), Que.(2), N.S.(3), N.L.(2) and N.B.(2).
- 30 regions reported sporadic activity: in B.C.(5), Alta.(4), Sask.(2), Ont.(1), Que.(4), N.B.(5), N.L.(1), P.E.I.(1), N.S.(1), Nvt.(3), Y.T.(1) and N.W.T.(2)
- Two regions: in N.L.(1) and Sask.(1) reported no activity.

Figure 1 – Map of overall influenza/ILI activity by province and territory, Canada, week 2019-09



Laboratory-Confirmed Influenza Detections

In week 09, the following results were reported from sentinel laboratories across Canada (Figures 2 and 3):

- The percentage of tests positive for influenza continued to increase slightly to 20.1%.
- A total 1,692 laboratory detections of influenza were reported, of which 96% were influenza A.
- Influenza A(H3N2) accounted for 58% of subtyped influenza A detections.
- Detections of influenza A(H3N2) have been steadily increasing, from 93 detections in week 4 (mid-January) to 271 this week.

To date this season, 34,267 laboratory-confirmed influenza detections have been reported:

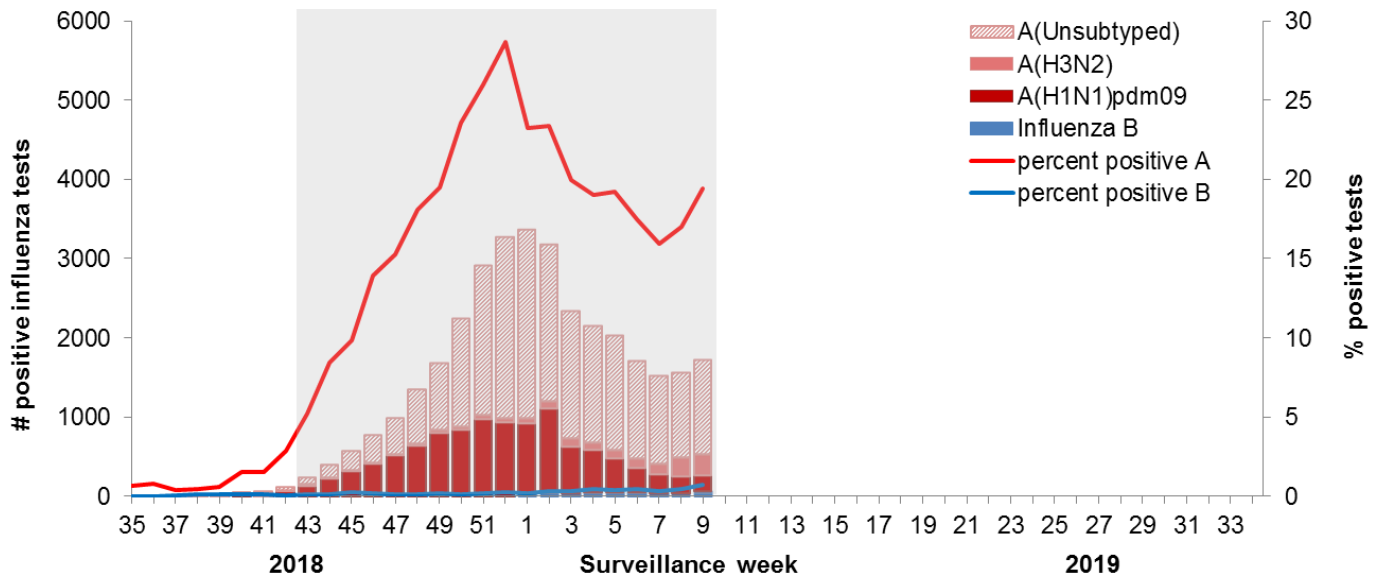
- 98% have been influenza A.
- Among the 11,749 influenza A viruses subtyped, 87% have been A(H1N1)pdm09.
- Influenza B often circulates later in the season in Canada (Feb-Apr). Fewer influenza B detections have been reported this season compared to recent seasons at this time of year.

To date this season, detailed information on age and type/subtype has been received for 26,890 laboratory-confirmed influenza cases (Table 1):

- 84% of all influenza A(H1N1)pdm09 detections have been reported in individuals younger than 65 years of age.
- 61% of all influenza A(H3N2) detections have been reported in adults 65 years of age and older.

For more detailed weekly and cumulative influenza data, see the text descriptions for [Figures 2 and 3](#) or the [Respiratory Virus Detections in Canada Report](#).

Figure 2 – Number of positive influenza tests and percentage of tests positive, by type, subtype and report week, Canada, weeks 2018-35 to 2019-09



The shaded area indicates weeks where the positivity rate was at least 5% and a minimum of 15 positive tests were observed, signalling the period of [seasonal influenza activity](#).

Figure 3 – Cumulative numbers of positive influenza specimens by type/subtype and province/territory, Canada, weeks 2018-35 to 2019-09

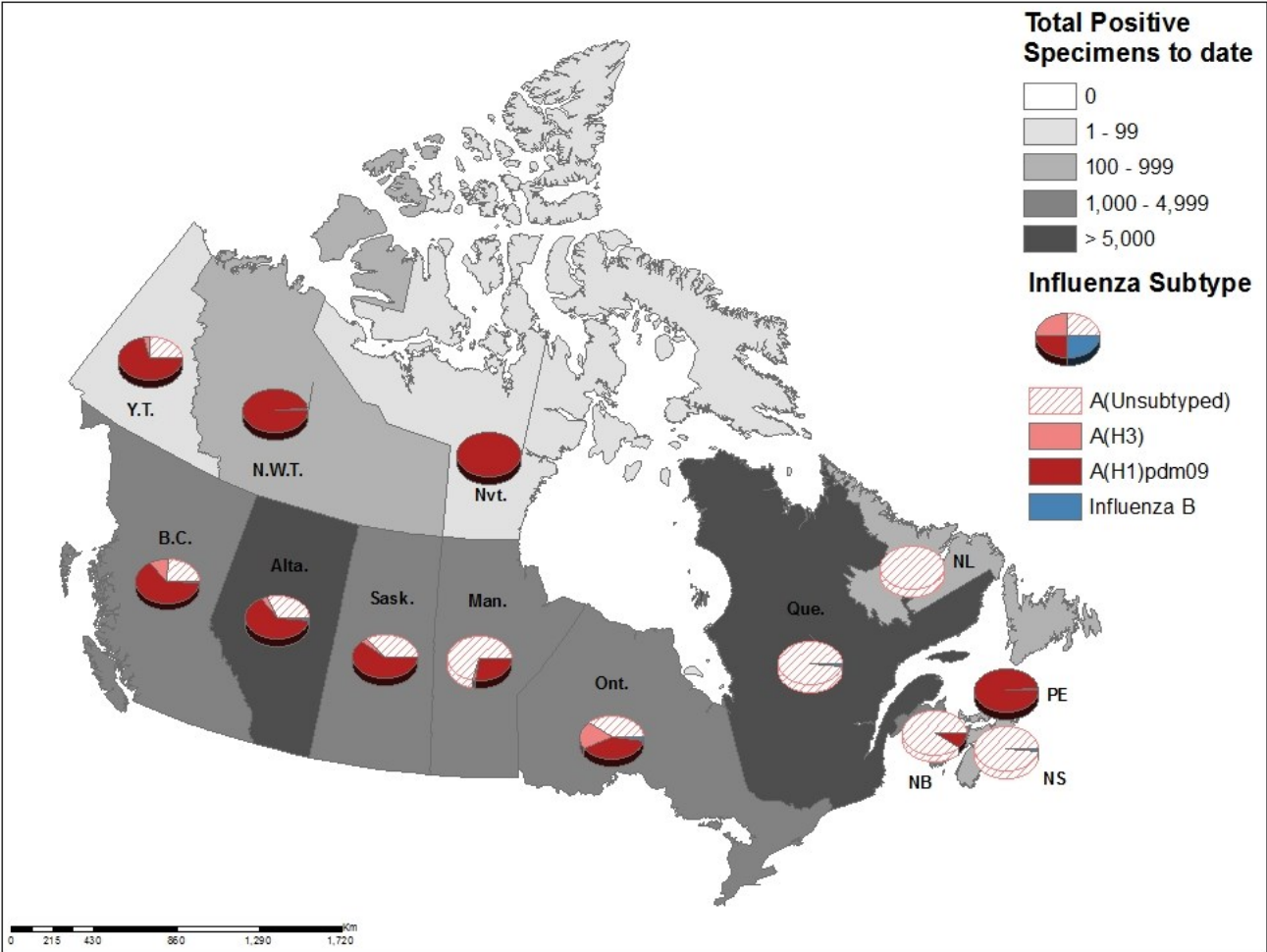


Table 1 – Cumulative numbers of positive influenza specimens by type, subtype and age-group reported through case-based laboratory reporting, Canada, weeks 2018-35 to 2019-09

Age groups (years)	Cumulative (August 26, 2018 to March 2, 2019)						
	Influenza A				B	Influenza A and B	
	A Total	A(H1N1) pdm09	A(H3N2)	A (UnS) ¹		#	%
0-4	5671	1594	58	4019	72	5743	21%
5-19	3892	1321	79	2492	90	3982	15%
20-44	5286	1743	174	3369	69	5355	20%
45-64	5307	1653	168	3486	54	5361	20%
65+	6292	1173	752	4367	157	6449	24%
Total	26448	7484	1231	17733	442	26890	100%

¹UnS: unsubtyped: The specimen was typed as influenza A, but no result for subtyping was available.

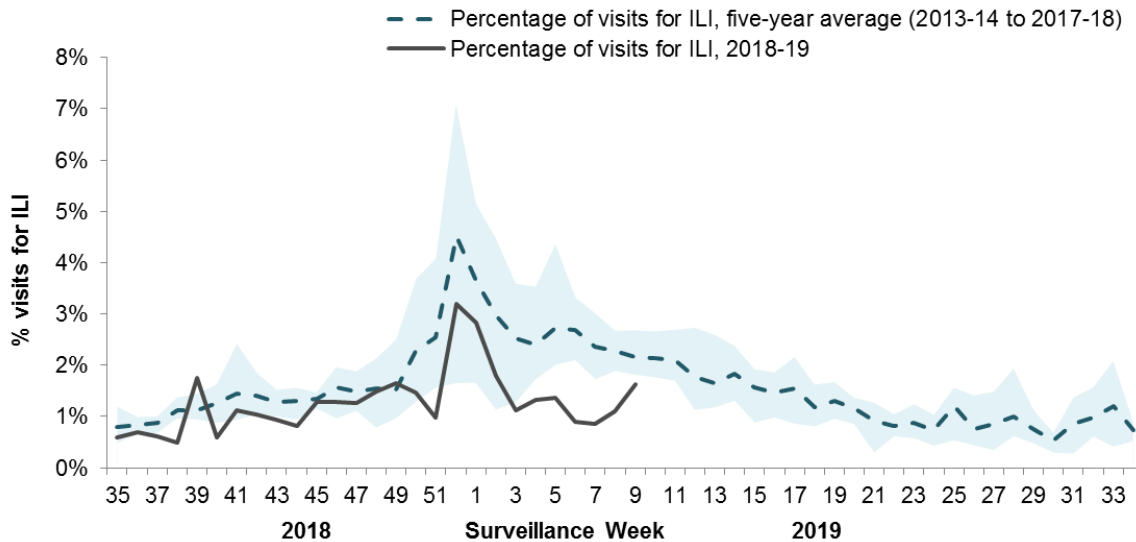
Syndromic / Influenza-like Illness Surveillance

Healthcare Practitioners Sentinel Syndromic Surveillance

In week 09, 1.6% of visits to healthcare professionals were due to influenza-like illness (ILI) (Figure 4). The percentage of visits for ILI is low compared to previous seasons.

Figure 4 – Percentage of visits for ILI reported by sentinels by report week, Canada, weeks 2018-35 to 2019-09

Number of Sentinels Reporting in Week 09: 84



The shaded area represents the maximum and minimum percentage of visits for ILI reported by week from seasons 2013-14 to 2017-18

Participatory Syndromic Surveillance

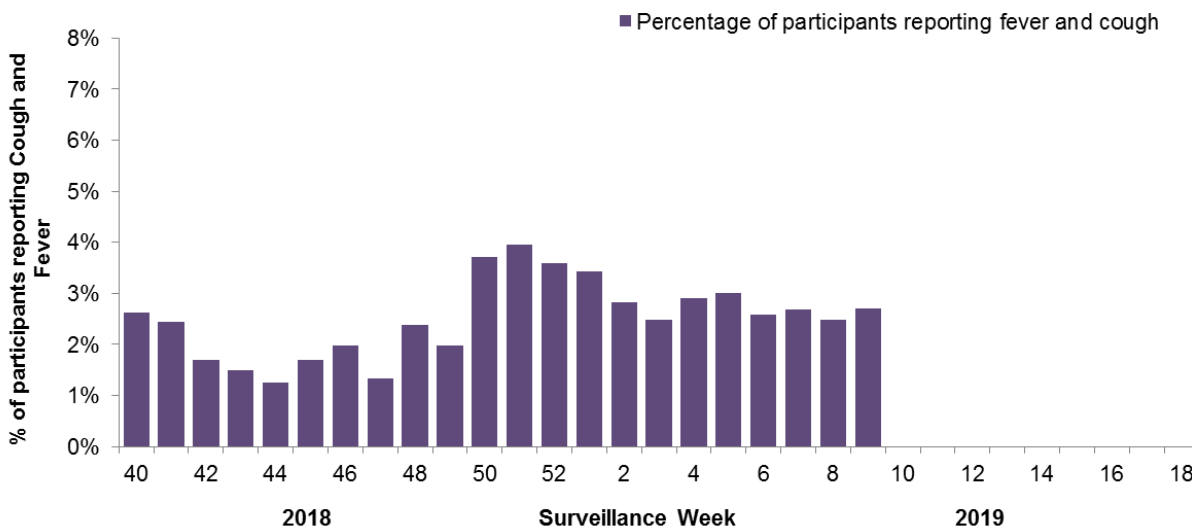
In week 09, 2,101 participants reported to FluWatchers, of which 57 (2.7%) reported symptoms of cough and fever (Figure 5).

Among the 57 participants who reported fever and cough:

- 16% consulted a healthcare professional;
- 74% reported days missed from work or school, resulting in a combined total of 118 missed days of work or school.

Figure 5 – Percentage of participants reporting cough and fever, Canada, weeks 2018-40 to 2019-09

Number of Participants Reporting in Week 09: 2,101



Influenza Outbreak Surveillance

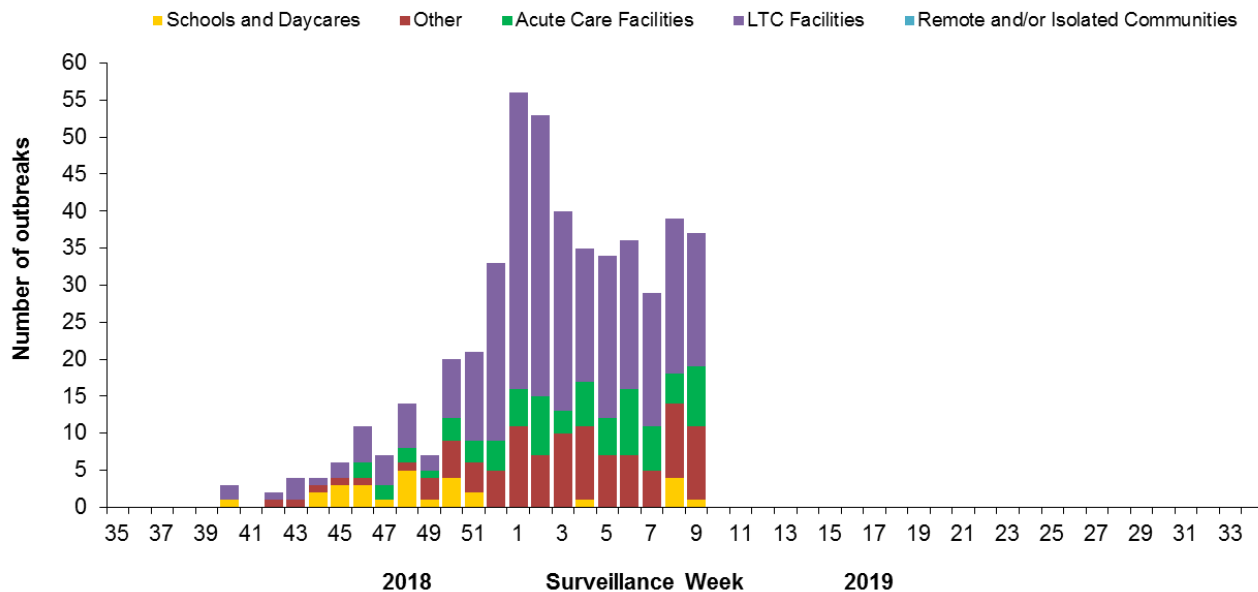
In week 09, 37 new laboratory-confirmed influenza outbreaks were reported: long-term care facilities (LTCF) (18), acute care facilities (8), schools and daycares (1) and other settings (10). Among the outbreaks with available subtype information (12), 92% (11) were associated with influenza A(H3N2).

To date this season, 491 laboratory-confirmed influenza outbreaks have been reported (Figure 6):

- 292 (59%) outbreaks were in LTCF, 28 were in schools, 71 in acute care facilities, and 100 were in other settings.
- Among the 444 outbreaks for which the influenza type was available, 98% (436) were associated with influenza A.
- Among the 194 outbreaks for which the influenza A subtype was available, 59% (114) were associated with influenza A(H1N1)pdm09;

To date this season, 107 ILI outbreaks have been reported; 56 occurred in LTCF, 47 in schools, and four in acute care facilities.

Figure 6 – Number of new outbreaks of laboratory-confirmed influenza by report week, Canada, weeks 2018-35 to 2019-09



Severe Outcomes Influenza Surveillance

Provincial/Territorial Influenza Hospitalizations and Deaths

To date this season, 2,214 influenza-associated hospitalizations have been reported by participating provinces and territories¹.

Hospitalizations (Table 2):

- 99.5% (2,202) were associated with influenza A
- The highest estimated rate of hospitalization is among children under 5 years of age.

Intensive Care Unit (ICU) cases and deaths:

- To date this season 403 ICU admissions and 93 deaths have been reported.
 - 42% (163) of reported ICU admissions were in adults aged 45-64 years.
 - All but two ICU admissions were associated with influenza A.
 - All but one of the deaths were associated with influenza A.

Table 2 – Cumulative number and estimated rate of hospitalizations by age-group reported by participating provinces and territories¹, Canada, weeks 2018-35 to 2019-09

Age Groups (years)	Cumulative (August 26, 2018 to March 2, 2019)		
	Influenza A	Influenza B	Rate per 100,000 population
0-4	323	4	68.70
5-19	189	2	13.76
20-44	294	0	10.33
45-64	610	2	28.12
65+	786	4	64.93
Total	2202	12	
	99.5%	0.5%	

¹Influenza-associated hospitalizations are reported by Alberta, Manitoba, New Brunswick, Newfoundland and Labrador, Northwest Territories, Nova Scotia, Prince Edward Island and Yukon. Only hospitalizations that require intensive medical care are reported by Saskatchewan. The cumulative rate of hospitalizations is calculated using the total population by age-group in participating provinces and territories.

Pediatric Influenza Hospitalizations and Deaths

In week 09, 30 pediatric (≤ 16 years of age) hospitalizations with influenza have been reported by the Immunization Monitoring Program Active (IMPACT) network (Figure 7).

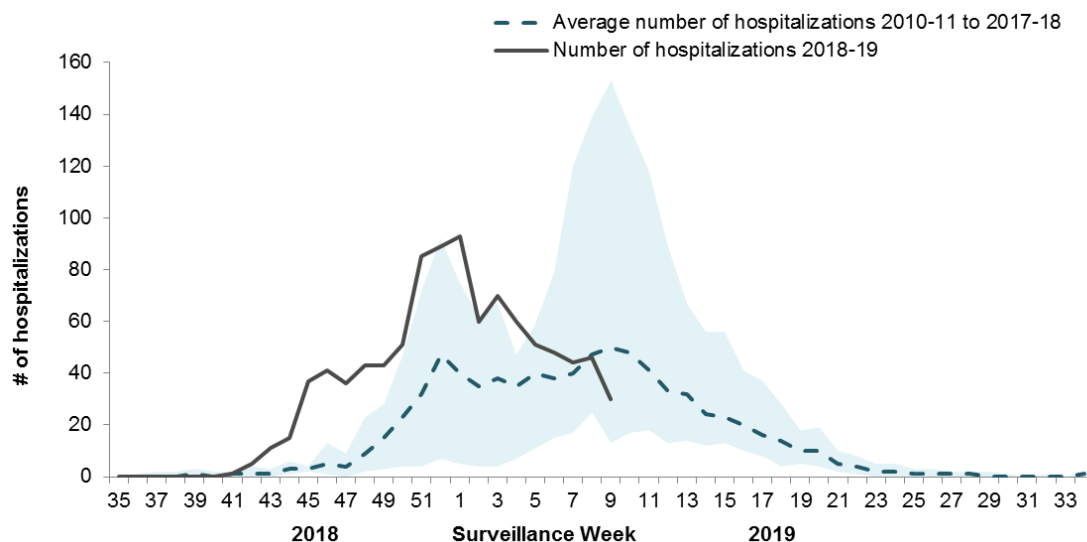
To date this season, 964 pediatric hospitalizations have been reported (Figure 8):

- 69% of cases were in children under 5 years of age.
- 98% (947) of cases have been associated with influenza A.
- Among the 301 cases for which the influenza subtype was available, 283 (94%) were associated with A(H1N1)pdm09.

To date this season, 167 ICU admissions, and 10 deaths have been reported.

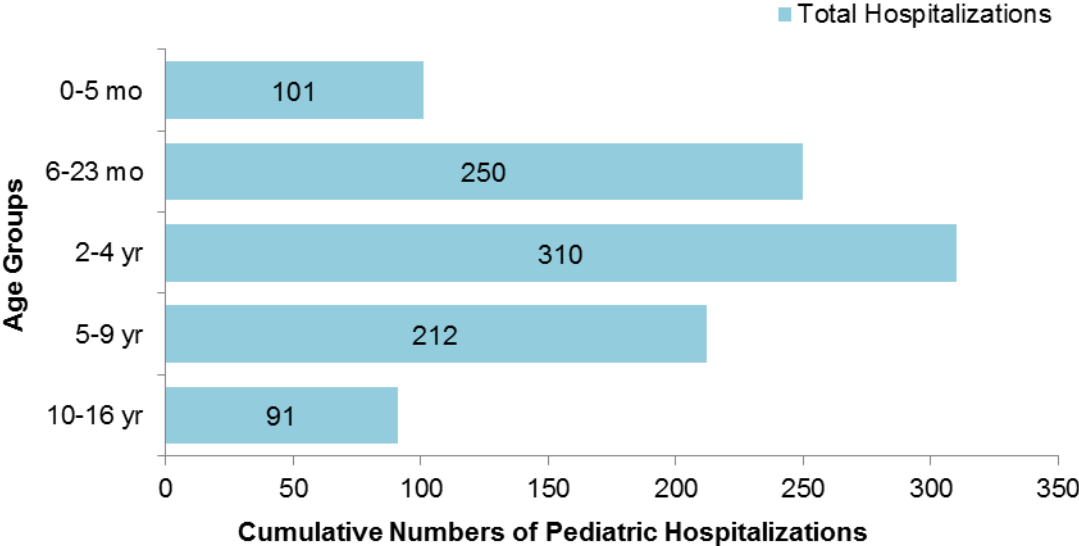
- 63% (106) of ICU admissions were in children under 5 years of age.
- All but two of the ICU admissions have been associated with influenza A.
- 80% (8) of deaths occurred in children 2 to 4 years of age.
- All deaths have been associated with influenza A.

Figure 7 – Number of pediatric (≤ 16 years of age) hospitalizations reported by the IMPACT network, by week, Canada, weeks 2018-35 to 2019-09



The shaded area represents the maximum and minimum number of cases reported by week from seasons 2010-11 to 2017-18

Figure 8 - Cumulative numbers of pediatric hospitalizations (≤16 years of age) with influenza by age-group reported by the IMPACT network, Canada, weeks 2018-35 to 2019-09



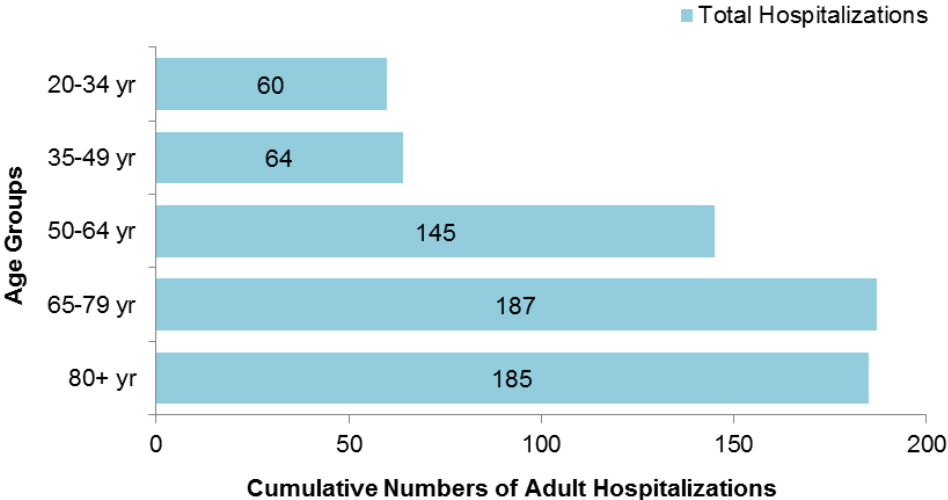
Adult Influenza Hospitalizations and Deaths

Surveillance of laboratory-confirmed influenza-associated adult (≥16 years of age) hospitalizations by the Canadian Immunization Research Network (CIRN) Serious Outcomes Surveillance (SOS) network began on November 1st for the 2018-19 season.

To date this season, 641 hospitalizations, 71 ICU admissions and 25 deaths have been reported (Figure 9):

- 594 (93%) hospitalizations were associated with influenza A.
- A greater proportion of hospitalizations have been reported among adults ≥65 years of age (58%) compared to adults <65 years of age (42%).
- 85% of hospitalized cases reported more than one type of comorbid condition.
- The most commonly reported comorbidity was endocrine disorders, which were reported in 81% of hospitalized cases.

Figure 9 - Cumulative numbers of adult hospitalizations (>20 years of age) with influenza by age-group reported by CIRN, Canada, 2018-19, weeks 2018-44 to 2019-09



Influenza Strain Characterizations

Since September 1, 2018, the National Microbiology Laboratory (NML) has characterized 1,495 influenza viruses (174 A(H3N2), 1,289 A(H1N1) and 32 B) that were received from Canadian laboratories.

Genetic Characterization of Influenza A(H3N2):

87 influenza A(H3N2) viruses did not grow to sufficient hemagglutination titer for antigenic characterization by hemagglutination inhibition (HI) assay. Therefore, NML has performed genetic characterization to determine the genetic group identity of these viruses.

Sequence analysis of the HA gene of the viruses showed that:

- 16 viruses belonged to genetic group 3C.2a.
- 68 viruses belonged to subclade 3C.2a1.
- Two viruses belonged to 3C.3a.
- One isolate could not be sequenced.

A/Singapore/INFIMH-16-0019/2016-like virus belongs to genetic group 3C.2a1 and is the influenza A(H3N2) component of the 2018-19 Northern Hemisphere influenza vaccine.

Antigenic Characterization:

Influenza A (H3N2):

- 65 influenza A(H3N2) viruses were antigenically characterized as A/Singapore/INFIMH-16-0019/2016-like by HI testing using antiserum raised against egg-propagated A/Singapore/INFIMH-16-0019/2016.
- 22 viruses showed reduced titer with ferret antisera raised against egg-propagated A/Singapore/INFIMH-16-0019/2016.
- A/Singapore/INFIMH-16-0019/2016-like virus is the influenza A(H3N2) component of the 2018-19 Northern Hemisphere influenza vaccine.
- 44 influenza A(H3N2) viruses characterized belonged to genetic group 3C.2a1. 16 viruses belonged to genetic group 3C.2a and 14 to 3C.3a. Sequencing is pending for the remaining isolates.

Influenza A(H1N1):

- 1,253 A(H1N1) viruses characterized were antigenically similar to A/Michigan/45/2015, which is the influenza A(H1N1) component of the 2018-19 Northern Hemisphere influenza vaccine.
- 36 viruses showed reduced titer with ferret antisera raised against cell culture-propagated A/Michigan/45/2015

Influenza B:

Influenza B viruses can be divided into two antigenically distinct lineages represented by B/Yamagata/16/88 and B/Victoria/2/87 viruses. The recommended influenza B components for the 2018-19 Northern Hemisphere influenza vaccine are B/Colorado/06/2017 (Victoria lineage) and B/Phuket/3073/2013 (Yamagata lineage).

- Nine influenza B viruses were characterized as B/Colorado/06/2017, which belong to the Victoria lineage and are included as an influenza B component of the 2018-19 Northern Hemisphere influenza vaccine.
- Four viruses showed reduced titer with ferret antisera raised against cell culture-propagated B/Colorado/06/2017.
- 19 influenza B viruses were characterized as B/Phuket/3073/2013-like, which belongs to the Yamagata lineage and is included as an influenza B component of the 2018-19 Northern Hemisphere **quadrivalent** influenza vaccine.

Antiviral Resistance

Antiviral Resistance – Amantadine:

365 influenza A (55 A(H3N2) and 310 A(H1N1)) viruses were tested for resistance to amantadine and it was found that:

- All 365 influenza A viruses were resistant to amantadine.

Antiviral Resistance – Oseltamivir:

891 influenza viruses (81 A(H3N2), 783 A(H1N1) and 27 B) were tested for resistance to oseltamivir and it was found that:

- All 81 A(H3N2) viruses were sensitive to oseltamivir.
- Of the 783 A(H1N1) viruses tested, 780 were sensitive to oseltamivir and three viruses were resistant to oseltamivir with a H275Y mutation.
- All 27 B viruses were sensitive to oseltamivir.

Antiviral Resistance – Zanamivir:

890 influenza viruses (81 A(H3N2), 782 H1N1 and 27 B) were tested for resistance to zanamivir and it was found that:

- All 890 influenza viruses were sensitive to zanamivir.

Provincial and International Surveillance Links

- Alberta – [Influenza Surveillance](#)
- British Columbia – [Influenza Surveillance](#)
- Manitoba - [Seasonal Influenza Reports](#)
- New Brunswick – [Influenza Surveillance Reports](#)
- Newfoundland and Labrador – [Surveillance and Disease Reports](#)
- Nova Scotia – [Respiratory Watch Report](#)
- Ontario – [Ontario Respiratory Pathogen Bulletin](#)
- Prince Edward Island – [Influenza Summary](#)
- Saskatchewan – [Influenza Reports](#)
- Québec – [Système de surveillance de la grippe](#)
- Australia – [Influenza Surveillance Report and Activity Updates](#)
- European Centre for Disease Prevention and Control – [Surveillance reports and disease data on seasonal influenza](#)
- New Zealand – [Influenza Weekly Update](#)
- United Kingdom -- [Weekly Influenza Activity Reports](#)
- Pan-American Health Organization – [Influenza Situation Report](#)
- United States Centres for Disease Control and Prevention – [Weekly Influenza Summary Update](#)
- World Health Organization – [FluNet](#)

Notes

To learn more about definitions, descriptions and the FluWatch program in general, see the [Overview of influenza monitoring in Canada](#) page. For more information on the flu, see our [Flu \(influenza\)](#) web page.

This [report](#) is available on the Government of Canada Influenza webpage.

Ce [rapport](#) est disponible dans les deux langues officielles.

We would like to thank all the Fluwatch surveillance partners who are participating in this year's influenza surveillance program.