

HIV in Canada

People living with HIV and new HIV infections, 2020

At the end of
2020


An estimated **62,790** people were living with HIV (PLHIV) in Canada

Among the PLHIV, approximately:

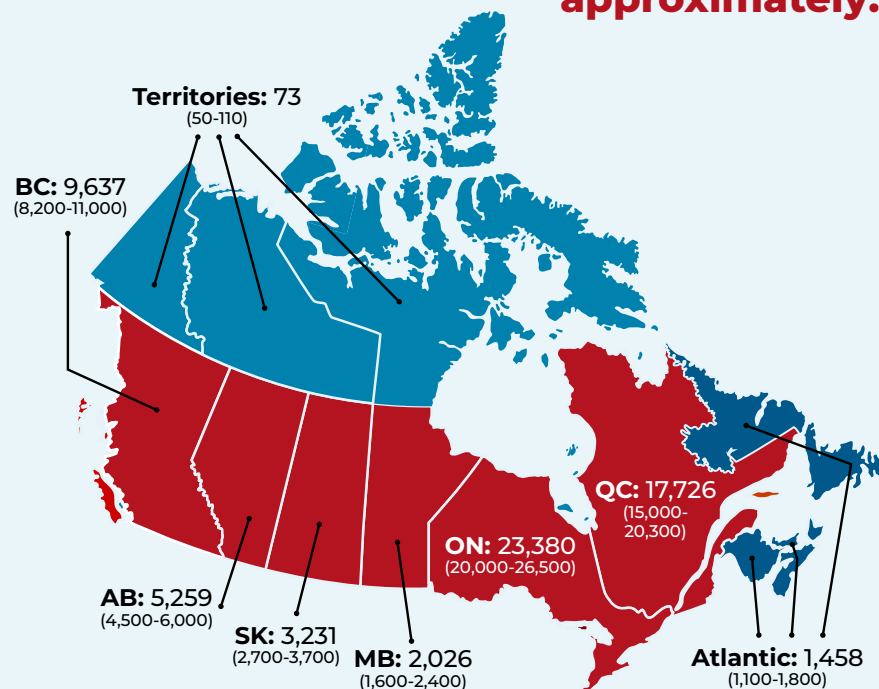
 **1 in 4** were female

 **1 in 2** were gay, bisexual and other men who have sex with men (gbMSM)

 **1 in 3** were heterosexual

 **1 in 8** were people who inject drugs (PWID)¹

 **1 in 10** were Indigenous peoples



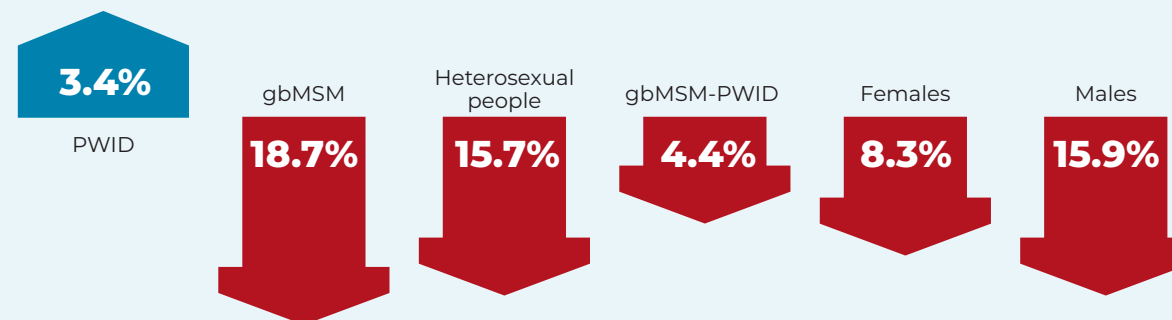
NEW HIV INFECTIONS

In 2020, an estimated **1,520** new HIV infections occurred



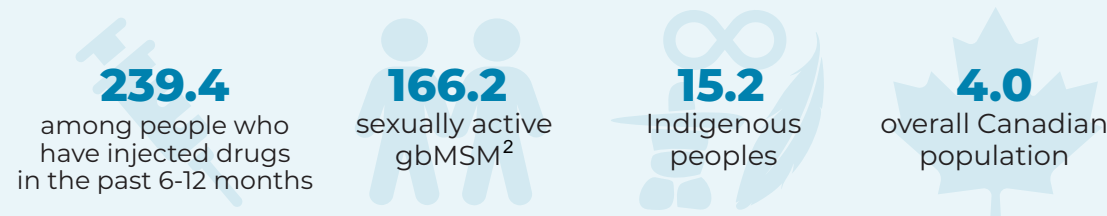
This means **4** people were infected with HIV in Canada every day

Compared to 2018, the number of new HIV infections in 2020 has:



The occurrence of new HIV infections is higher among some key populations

The estimated 2020 HIV incidence rates (per 100,000 population) for key populations and Canada overall were:



¹ PWID includes people with a history of injection drugs use

² Sexually active gbMSM defined as: gay, bisexual-identifying AND non-gay/ bisexual-identifying men who have sex with men reporting anal sex with a man in the past 6-12 months. Sorge J, Colyer S, Cox J, Kroch A, Lachowsky N, Popovic, N, Yang Q. Estimation of the Population Size of Gay, Bisexual and Other Men Who Have Sex with Men in Canada, 2020. International AIDS Conference, 2022



Public Health
Agency of Canada

Agence de la santé
publique du Canada

Canada