



West Nile virus and Other Mosquito-borne Diseases National Surveillance Report English Edition

June 25 to July 1, 2017 (Week 26)

West Nile Virus

Canada

Humans

As of surveillance week 26, ending on July 1, 2017, the Public Health Agency of Canada (PHAC) has not been informed of any human cases of West Nile virus by provinces and territories since the beginning of the 2017 season in Canada.

Mosquitoes

In week 26 there have been 5 positive tests of West Nile Virus, 3 from Ontario (Peel Regional (1), Toronto (1), and Windsor-Essex County (1)), and 2 from Manitoba (Winnipeg (1), Southern (1)). As of initial surveillance, PHAC has received 2,284 mosquito pools data tested for West Nile virus in Canada. All were reported in Ontario and Manitoba.

Birds

The Canadian Wildlife Health Cooperative has tested 6 dead birds for West Nile virus: one in Saskatchewan, four in Ontario, and one in Quebec. Of these, three were positive for WNV and all were reported in Campbellville, Ontario.

Domestic Animals

The Canadian Food Inspection Agency has not reported any domestic animals tested positive for West Nile Virus since the beginning of the 2017 season.

United States and U.S. territories

As of July 1, 2017, there are no human cases of West Nile virus in the United States and U.S territories, reported by the Centers for Disease Control and Prevention.

<http://www.cdc.gov/westnile/statsmaps/preliminarymapsdata/histatedate.html>

Europe and Neighbouring Countries

As of July 1, 2017, there are no human cases of West Nile virus reported in the European Union and neighbouring countries.

http://ecdc.europa.eu/en/healthtopics/west_nile_fever/West-Nile-fever-maps/pages/index.aspx

Other Mosquito-borne Diseases

Canada

Eastern Equine Encephalitis virus:

No human cases of eastern equine encephalitis virus have been reported to the Public Health Agency of Canada since the 2017 season.

California Serogroup virus:

During surveillance week 26, no human cases/exposures of California serogroup virus were diagnosed by the National Microbiology Laboratory in the Public Health Agency of Canada.

Since January 1, 2017, 9 human cases of laboratory-confirmed cases/exposures of California serogroup virus were diagnosed by the National Microbiology Laboratory in Canada: Alberta (2), Saskatchewan (1), and Quebec (6). Of these cases, four were further classified as Jamestown Canyon virus and the rest as unknown.

FIGURE 1: Geographic distribution of West Nile virus human clinical cases in Canada, as of July 1, 2017

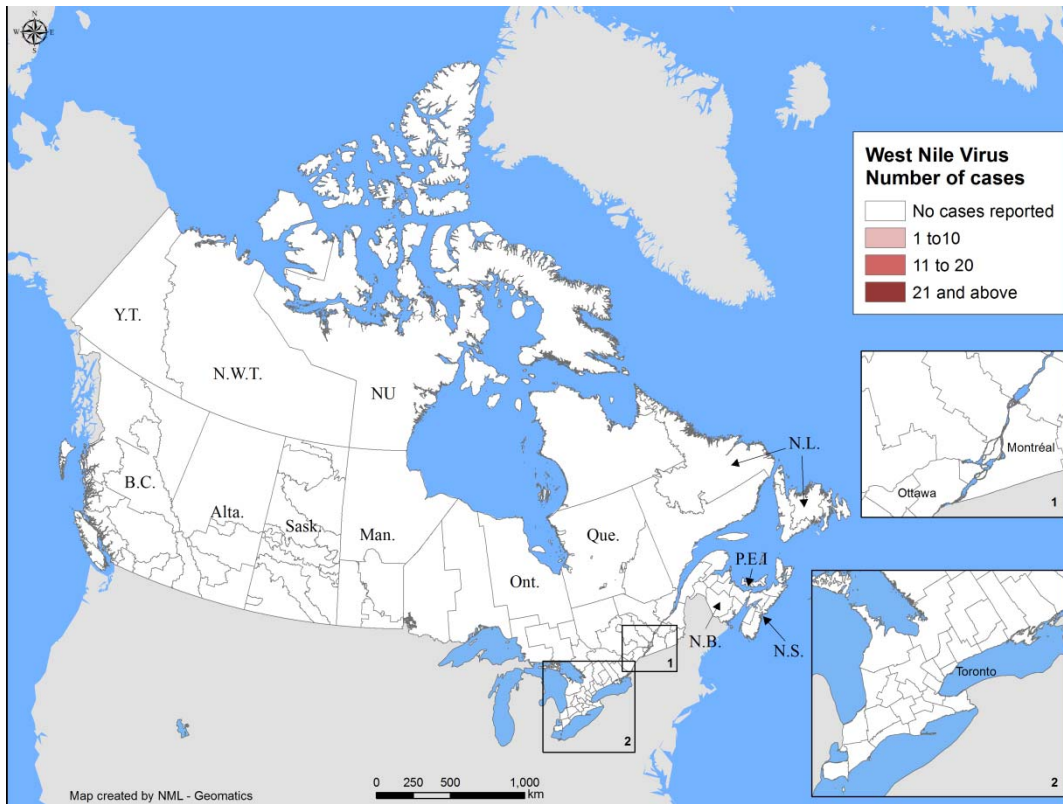


FIGURE 2: West Nile virus human clinical cases and asymptomatic infections by province/ territory and by report week, as of July 1, 2017

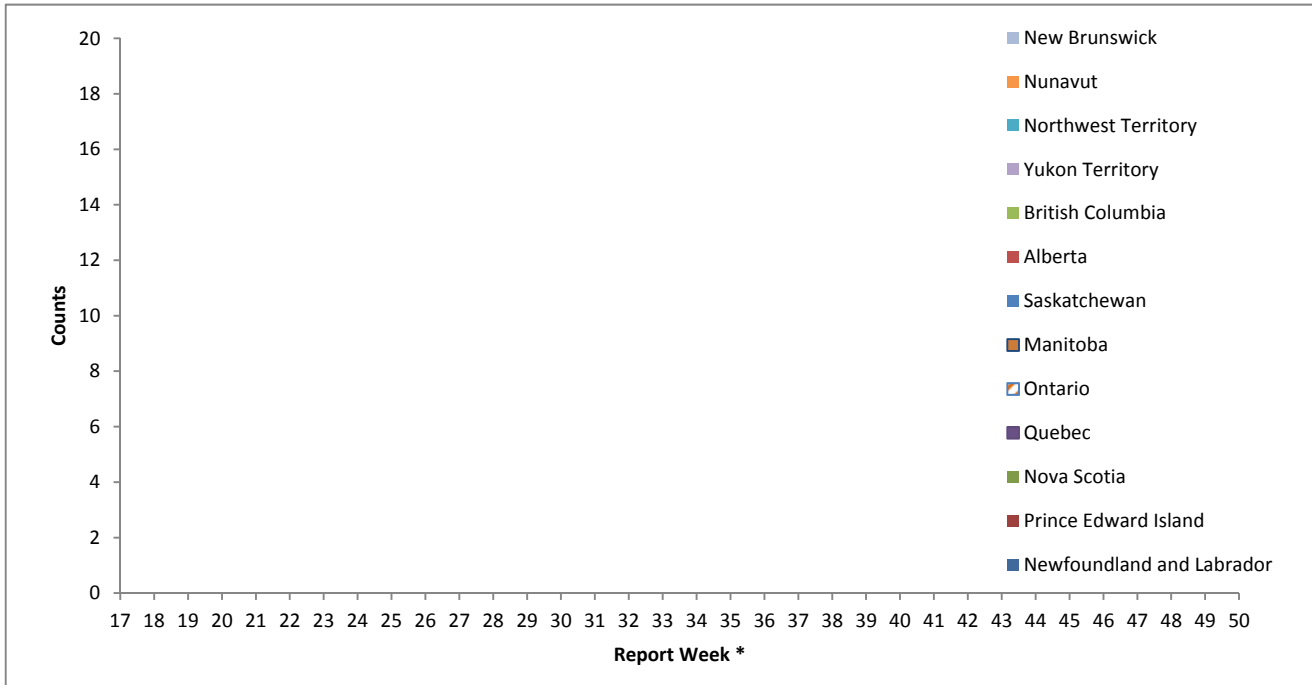
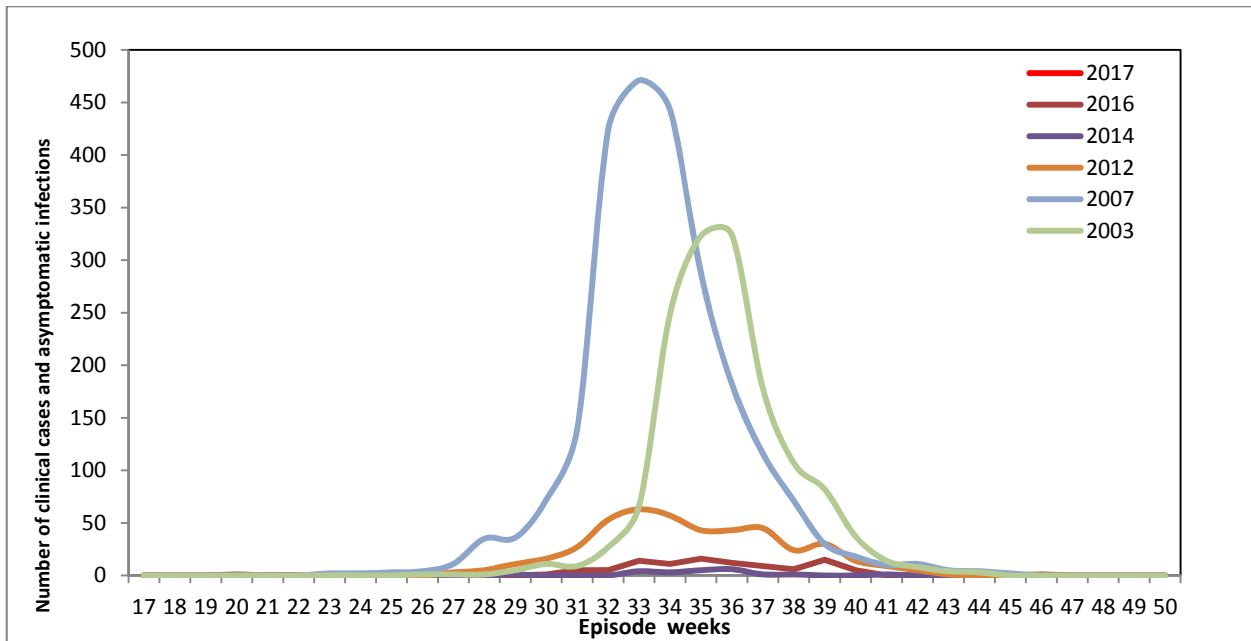


FIGURE 3: West Nile virus human clinical cases and asymptomatic infections by report week for selected years, in Canada



*West Nile virus clinical cases and asymptomatic infections are grouped by report week, based on episode date. Episode date could include one of the following: onset date, diagnosis date, lab sample date or reporting date.

TABLE 1: West Nile virus human clinical cases and asymptomatic infections by province/territory for the current report week and year to date, 2017 season

	Week 26: June 25 to July 1, 2017					
	West Nile virus neurological syndrome	West Nile virus non-neurological syndrome	Unclassified/unspecified	Total clinical cases ¹	Number of travel-related cases ²	West Nile virus asymptomatic infection ³
Newfoundland and Labrador	0	0	0	0	0	0
Prince Edward Island	0	0	0	0	0	0
Nova Scotia	0	0	0	0	0	0
New Brunswick	0	0	0	0	0	0
Quebec	0	0	0	0	0	0
Ontario	0	0	0	0	0	0
Manitoba	0	0	0	0	0	0
Saskatchewan	0	0	0	0	0	0
Alberta	0	0	0	0	0	0
British Columbia	0	0	0	0	0	0
Yukon Territory	0	0	0	0	0	0
Northwest Territory	0	0	0	0	0	0
Nunavut	0	0	0	0	0	0
Total	0	0	0	0	0	0

	Year to date: January 1 to July 1, 2017					
	West Nile virus neurological syndrome	West Nile virus non-neurological syndrome	Unclassified/unspecified	Total clinical cases ¹	Number of travel-related cases ²	West Nile virus asymptomatic infection ³
Newfoundland and Labrador	0	0	0	0	0	0
Prince Edward Island	0	0	0	0	0	0
Nova Scotia	0	0	0	0	0	0
New Brunswick	0	0	0	0	0	0
Quebec	0	0	0	0	0	0
Ontario	0	0	0	0	0	0
Manitoba	0	0	0	0	0	0
Saskatchewan	0	0	0	0	0	0
Alberta	0	0	0	0	0	0
British Columbia	0	0	0	0	0	0
Yukon Territory	0	0	0	0	0	0
Northwest Territory	0	0	0	0	0	0
Nunavut	0	0	0	0	0	0
Total	0	0	0	0	0	0

¹ Total clinical cases is the sum of both probable and confirmed: West Nile virus neurological and non-neurological syndromes, along with any unclassified or unspecified cases.

² Likely related to travel outside the Province/Territory. These cases are included in either the total clinical cases or West Nile virus asymptomatic infections.

³ Satisfies West Nile virus diagnostic test criteria in the absence of clinical criteria. This category could include asymptomatic blood donors whose blood is screened using a nucleic acid amplification test, by blood operators (i.e. Canadian Blood Services or Hema-Quebec) and is subsequently brought to the attention of public health officials. Blood operators in Canada perform a supplementary West Nile virus specific nucleic acid amplification test following any positive donor screen test result.

TABLE 2: Number of mosquito pools tested for West Nile virus and number of positive mosquito pools by province/territory, 2017 season

Province	Year to date: January 1 to July 1, 2017		
	Number of positive mosquito pools	Number of mosquito pools tested	Percentage of positive mosquito pools (%)
Quebec	-	-	-
Ontario	3	2160	0.14
Manitoba	2	124	1.6
Saskatchewan	-	-	-
Alberta	-	-	-
British Columbia	-	-	-
Newfoundland and Labrador	-	-	-
Prince Edward Island	-	-	-
Nova Scotia	-	-	-
New Brunswick	-	-	-
Yukon Territory	-	-	-
Northwest Territory	-	-	-
Nunavut	-	-	-
Total	5	2284	.30

TABLE 3: Number of West Nile virus positive mosquito pools/ total number of WNV mosquito pools tested by report week and by province/ territory, 2017 season †

Province / Territory	Report week of 2017																					
	19	20	21	22	23	24	25	26	27	28	29	30	31	32	33	34	35	36	37	38	39	40
Newfoundland and Labrador	0	0	0	0	0	0	0	0														
Prince Edward Island	0	0	0	0	0	0	0	0														
New Brunswick	0	0	0	0	0	0	0	0														
Nova Scotia	0	0	0	0	0	0	0	0														
Quebec	0	0	0	0	0	0	0	0														
Ontario	13	15	43	84	194	299	718	794														
Manitoba	0	0	0	0	15	45	48	16														
Saskatchewan	0	0	0	0	0	0	0	0														
Alberta	0	0	0	0	0	0	0	0														
British Columbia	0	0	0	0	0	0	0	0														
Yukon Territory	0	0	0	0	0	0	0	0														
Northwest Territory	0	0	0	0	0	0	0	0														
Nunavut	0	0	0	0	0	0	0	0														
Total	13	15	43	84	209	344	766	810														

†Detailed West Nile virus mosquito surveillance data can be accessed through Provincial/ Territorial websites

FIGURE 4: Reported number of dead birds tested positive for West Nile virus by province/ territory and by report week, 2017 season in Canada

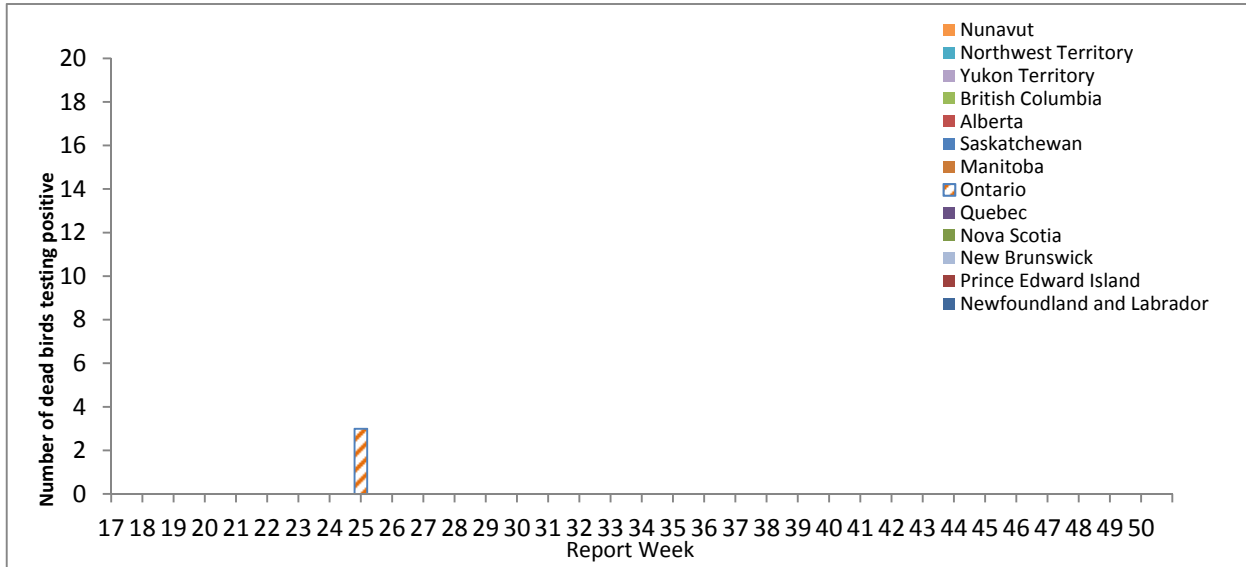
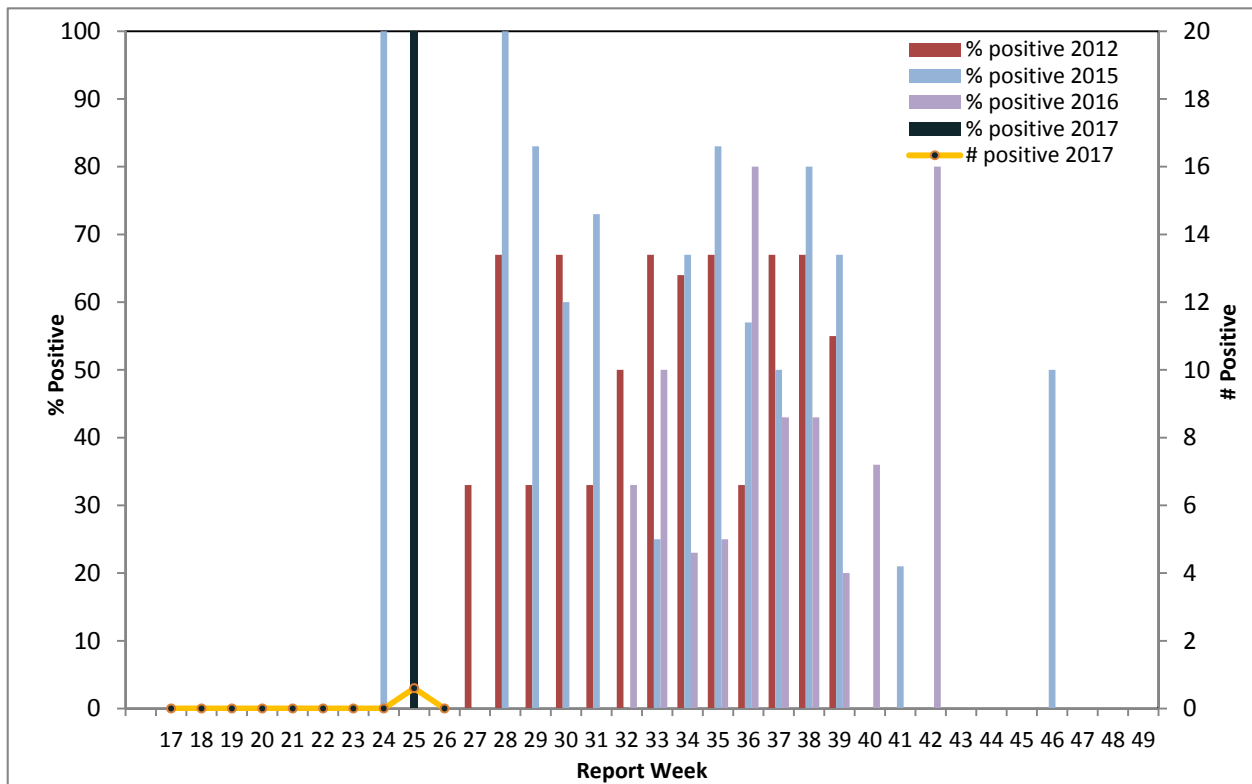


FIGURE 5: Percentage of dead birds tested positive for West Nile virus by report week in 2012, 2015, 2016, 2017 and number of dead birds tested positive, by report week, 2017, in Canada ¶



¶ Not all provinces are conducting dead bird surveillance as part of their own WNV surveillance program. However, WNV positive dead birds may be identified through the National Wildlife Disease Surveillance Program of the Canadian Wildlife Health Cooperative.