

HEPATITIS C IN CANADA



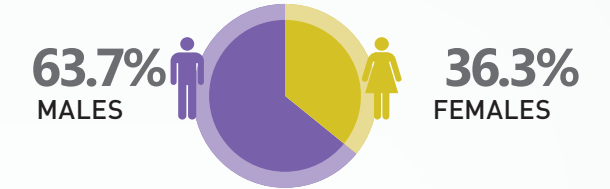
1% OF CANADIANS HAVE BEEN INFECTED WITH HCV IN THEIR LIFETIME (2011)¹

Up to **245,987** Canadians may be living with **CHRONIC HEPATITIS C VIRUS (HCV) INFECTION** (2011)¹



An estimated **44%** are **unaware** of their infection

REPORTED HCV CASES BY SEX (2006–2015)²



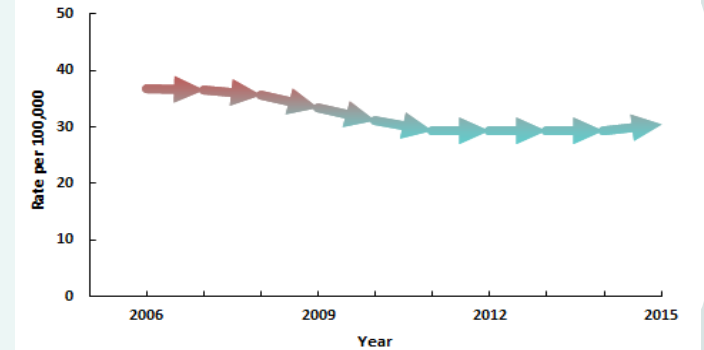
In a survey of **MEN WHO HAVE SEX WITH MEN** (2005–2007)⁵



5% had ever been infected with HCV
2% had ever been infected with HCV and HIV

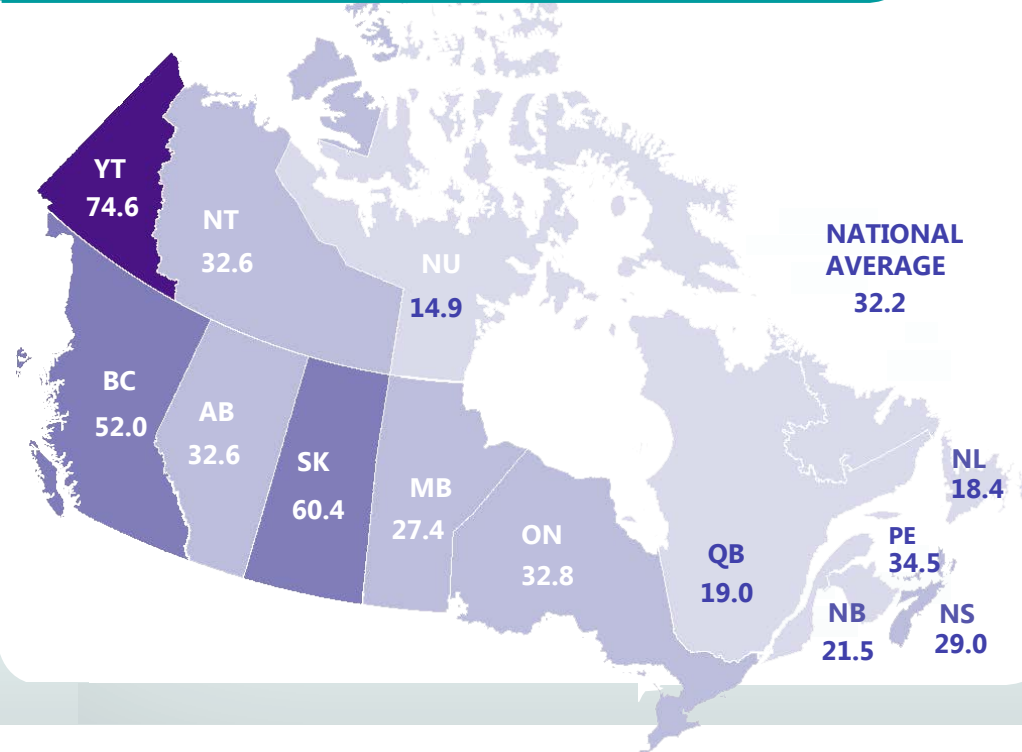
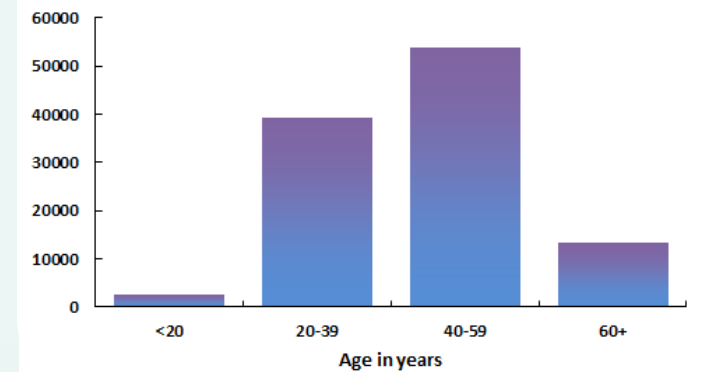
AVERAGE ANNUAL RATES OF REPORTED HCV CASES PER 100,000 (2006–2015)²

TRENDS IN REPORTED HCV RATES (2006–2015)²



68% of people who **INJECT DRUGS** surveyed between 2010–2012 had ever been infected with HCV³

NUMBER OF REPORTED HCV CASES BY AGE (2006–2015)²



1 in 4 prevalence of HCV among **FEDERAL INMATES** (2005–2012)⁴

REFERENCES:

1. Trubnikov M, Yan P, Archibald C. (2014). Estimated prevalence of Hepatitis C Virus infection in Canada, 2011. CDR; 40(19):429-436.
2. PHAC. (2017). Canadian Notifiable Diseases Surveillance System.
3. PHAC. (2014). Summary of key findings from I-Track Phase 3 (2010–2012).
4. CSC. (2016). Health Services Quick Facts: Hepatitis C Virus (HCV) Age, Gender and Indigenous Ancestry.
5. PHAC. (2011). M-Track: Enhanced surveillance of HIV, sexually transmitted and blood-borne infections, and associated risk behaviours among men who have sex with men in Canada – Phase 1 report.