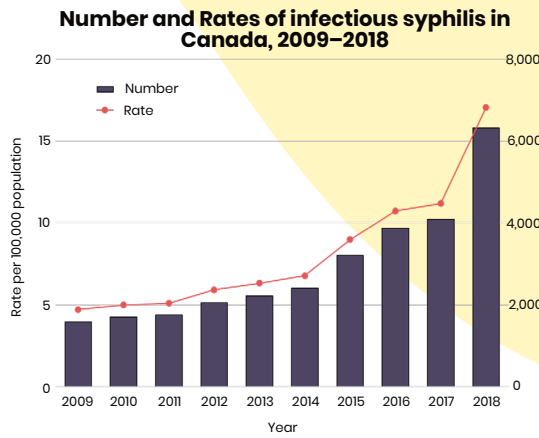


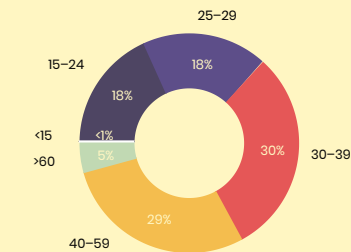


INFECTIOUS SYPHILIS IN CANADA, 2018

There was a total of **6,311** infectious syphilis cases reported in 2018



Proportion of infectious syphilis cases by age group, 2018

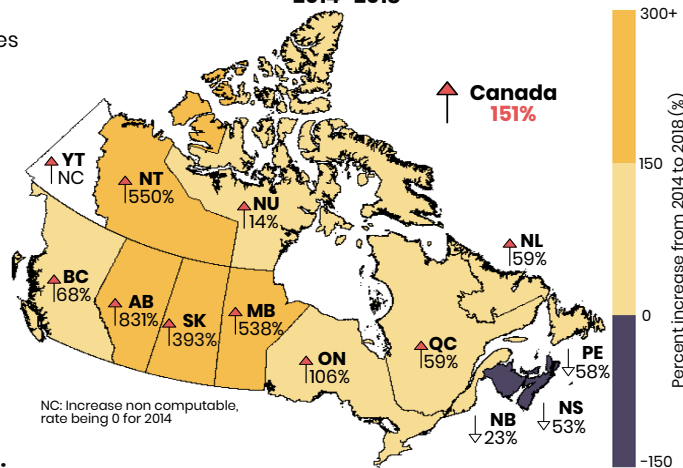


The highest proportion of cases is among **30–39 year olds**

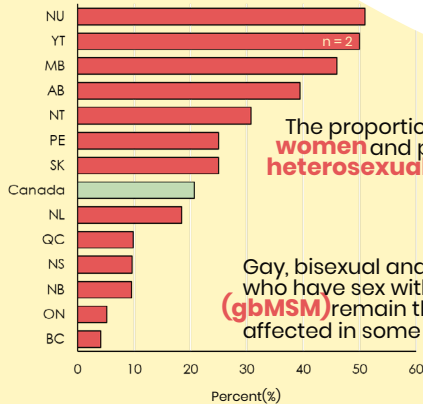
Provincial and Territorial Rate change (%) from 2014–2018

↑ Between 2014 and 2018, rates have increased in most provinces and territories

8 Provinces and territories are experiencing outbreaks



Proportion of female cases in each province and territory, 2018



The proportion of cases among **women** and people reporting **heterosexual** sex is increasing

Gay, bisexual and other men who have sex with men (**gbMSM**) remain the group most affected in some provinces

The proportion of female cases doubled in Canada since 2014

17 confirmed cases of **Congenital syphilis** in 2018

The highest number reported in 25 years

Provincial and territorial health authorities are thanked for providing 2018 infectious syphilis data, which are still considered preliminary