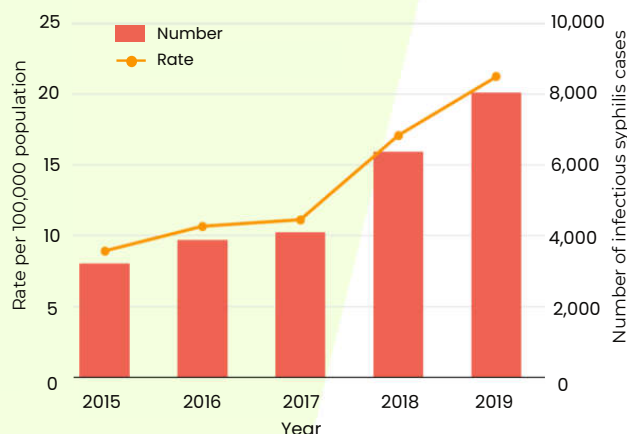




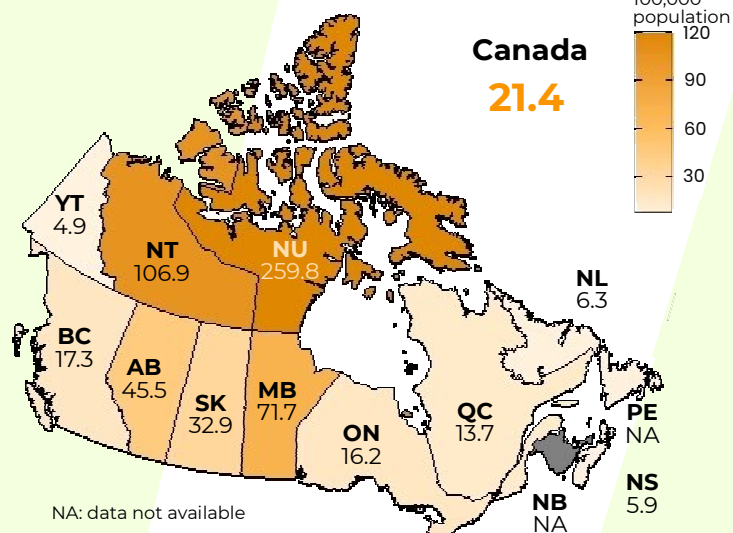
Infectious Syphilis in Canada, 2019

Number and Rates of Infectious Syphilis in Canada, 2015-2019



Between 2018 and 2019, the **highest relative increase** in rates has been observed among **15-24 year olds**

Provincial and Territorial Rates, 2019



NA: data not available

Small case counts in jurisdictions with small populations can result in large rates; as a result, these rates should be interpreted with caution

8,066* cases of infectious syphilis were reported in 2019

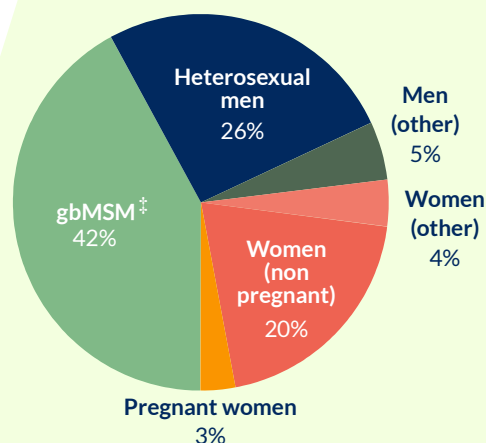
Since 2015, **rates among females** have increased by more than

▲ 890%

while **rates among males** increased by 91%



Proportion of Cases per Subpopulation, 2019†



There were **45 confirmed cases** of **congenital syphilis** in 2019

An increasing number of reports suggest that **substance use** is associated with syphilis



*Preliminary 2018 and 2019 data were cordially shared by all provinces and territories and are expected to differ slightly from final counts
†Subpopulation data include data from all provinces and territories with the exception of Quebec, Prince-Edward Island and Nunavut
‡gbMSM: Gay, bisexual and other men that have sex with men



Public Health
Agency of Canada

Agence de la santé
publique du Canada

Canada